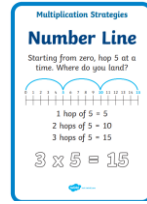
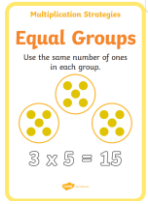
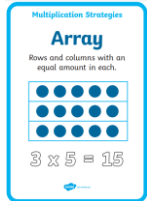


Maths

Multiplication and division

- Understand, make and add equal groups by grouping and sharing.
- Use the multiplication symbol and arrays to learn strategies for solving multiplication questions.
- Understand doubling and halving numbers.
- Know the 2, 5 and 10 times-tables.
- Use division by 2, 5 and 10 effectively.




Geography – Compare New Delhi and London

- Discover where in the world India is, including its continent and proximity to the Equator.
- Use an atlas to investigate the human and physical features of India, such as cities, mountain ranges (Himalayas), desert (Thar desert), surrounding water bodies (Indian Ocean) and jungles.
- Know how to use a map key to read a map.
- Use positional language and compass directions to describe areas of India.
- Compare physical and human geography to London.
- Understand key aspects of Indian culture and how this compares to culture in London.
- Discuss opinions for and against visiting New Delhi and London based on what we have learnt this year.



History

- Compare past Prime Ministers of India with those in London at the time.



Music – Dynamics, timbre, tempo and motif

- Use our voice to create a variety of sounds and dynamics to create atmosphere.
- Identify some instruments and changes in dynamics in a piece.
- Explain how the same instrument can have many different sounds.
- Compare two pieces of music using some musical vocabulary to describe the changes in tempo, dynamics and timbre.
- Successfully create and play a motif.

English

Harriet's hare



- Understand the story of Harriet's hare and about Harriet's adventures.
- Retelling the story of Harriet's hare.
- Use text to answer a variety of questions.
- Make predictions about what will happen in the story.
- Familiarise with new vocabulary from the text.
- Develop clarifying and questioning skills.



Non Fiction

- Learn about plants and how they grow.
- Know the features of an explanation text and how to use them effectively.
- Write engaging introductions to information texts.
- Create an explanation text about how plants grow.

ahra – video unit

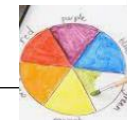
- Learn about and use different sentence types in a narrative.
- Write dialogues and use 3rd person in writing.
- Understand the appropriate use of past and present tense.

Grammar & punctuation

- Coordinating and subordinating conjunction to add extra information
- commas in a list
- expanded noun phrases
- exclamation sentences and statements

Year 2

Our Hot World: India



RE

Christianity – Salvation


Why do Christians call Jesus 'Saviour'?

- Exploring how Jesus was a friend and Saviour ('rescuer') to people he met.
- Consider how meeting Jesus changed people's lives.
- Understanding the concept of salvation.
- Learn about the elements of Easter gardens and their meaning.

Science

Science – Animals including Humans

- Understand the basic needs of all animals (air, water, food, shelter) and why these are important.
- Understand the importance of keeping clean and how that can help us stay healthier.
- Explore how exercise affects our bodies and the benefits of it.
- Learn about microbes, germs and how they spread.
- Understand the purpose of medicine and its safe use.



PSHE

Main topic link

- Understanding the importance of keeping our body and mind healthy.

Healthy Me

- Know what we need to do to keep our body healthy.
- Learn what to make us feel relaxed and stressed.
- Understand that impact of medicine and the importance of their safe use.
- Know which foods we need to eat every day to keep our body healthy and give us energy.



Art and DT

Jungle Painting – Henri Rousseau

- Experiment with mixing paint to create secondary colours and make a lighter or darker tone.
- Investigate techniques for painting plants and animals of the jungle, using Henri Rousseau as inspiration.
- Create a final piece of a jungle design with animals found in the Indian jungle.

Repeat pattern prints

- Explore different printing techniques.
- Create a tile for a repeating jungle print on fabric.

Computing - Questioning

- E-Safety – understand information from pictograms and use it to answer simple questions.
- Understand and use a binary tree to sort pictures.
- Use 2Question to find out answers to questions.
- Understand what a database is and use it to answer questions.