



Summer 2 Week 7

Year 5

This pack includes:

- Suggested Timetable
- Daily Reading session - approx. 30mins.
- Daily Spelling session - approx. 30 mins
- Daily Maths session - approx. 45 mins
- Topic Grid with activities to choose from

These activities in the grid cover the full range of subjects across the curriculum. We ask that you choose 2 activities per day in addition to spellings, reading and maths but please do spend longer if particular tasks suit your interests.

Please upload learning to Microsoft Teams when finished.

What's coming up?



We hope this slide is helpful but please get in touch on Teams or through school admin if you have any questions. 😊

The Year 5/6 Team would like to start by saying a huge thank you for all the hard work and commitment that has gone into home schooling over the past few months. We have been really impressed with the commitment and perseverance from all! However, we appreciate that recent weeks may have been a challenge with some children in school and some not, changing guidelines and many other uncertainties surrounding us. In order to accommodate while we are all adjusting to new routines, we would like to provide a more flexible approach to learning. For this reason, from the 29th June until the end of term, the packs will look a little different. Thank you for all your support. Miss Rolls, Ms Sherfield, Mr Hempson-Jones, Mrs Coulstock and Mr Hatton.

Instead of multiple lesson slides, your pack will include daily maths, reading, and spelling activities that will also be set as daily assignments on Microsoft Teams and then a **topic grid** filled with activities to choose from. This way you can personalise the learning to suit your child's individual interests and although we advise two activities per day, this is just a guideline. If a particular project engages your child please do work on it over a number of sessions.

This week will continue to have a theme. In 5/6 this is:

Week 7 = Reflection and Transition/Festival Week

							3.00 - 3.15	
Mon	Reading 	Maths 	Break 	Pick an activity from the grid 	Lunch 	Spelling 	Pick an activity from the grid 	HAND IN your learning
Tues	Reading 	Maths 	Break 	Pick an activity from the grid 	Lunch 	Spelling 	Pick an activity from the grid 	HAND IN your learning
Wed	Reading 	Maths 	Break 	Pick an activity from the grid 	Lunch 	Spelling 	Pick an activity from the grid 	HAND IN your learning
Thurs	Reading 	Maths 	Break 	Pick an activity from the grid 	Lunch 	Spelling 	Pick an activity from the grid 	HAND IN your learning
Fri	Reading 	Maths 	Break 	Pick an activity from the grid 	Lunch 	Spelling 	Pick an activity from the grid 	HAND IN your learning


This week's theme is: Transition/Festival Week

This week we are going to think and reflect on our year in school and look ahead to next year; What are our memories from this year? What are we worried about? What will stay the same?

Key Words: Transition, memories,

Key Questions: What have we enjoyed this year? What has been difficult? What are we looking forward to next year?

If you are unsure of the definition of some of these words, can you look them up in a dictionary?



Optional Activity:
What have been the significant events from this year?
Can you create a mind map?

Look at these quotes about moving on. Take some time to reflect. What do they mean to you? Which one do you like the best?

YOUR LIFE is a story of TRANSITION. You are always leaving one chapter BEHIND while MOVING ON to the next.




































Transitions are almost always signs of growth, but they can bring feelings of loss. To get somewhere new, we may have to leave somewhere else behind.

Change can be scary, but you know what's scarier? Allowing fear to stop you from growing, evolving, and progressing.



Transition Song
Time to move get in the groove
Get up come on let's go- Yo!
Time to change and rearrange
And not a time for slow- No!
Our eyes are open, bodies straight
We're ready to explore - Woah!
Our minds are clear and we are here
To start and learn some more- YO!

Year 5 Timetable

							3.00 - 3.15	
Mon	Reading 	Maths 	Break 	Pick an activity from the grid 	Lunch 	Spelling 	Pick an activity from the grid 	HAND IN your learning
Tues	Reading 	Maths 	Break 	Pick an activity from the grid 	Lunch 	Spelling 	Pick an activity from the grid 	HAND IN your learning
Wed	Reading 	Maths 	Break 	Pick an activity from the grid 	Lunch 	Spelling 	Pick an activity from the grid 	HAND IN your learning
Thurs	Reading 	Maths 	Break 	Pick an activity from the grid 	Lunch 	Spelling 	Pick an activity from the grid 	HAND IN your learning
Fri	Reading 	Maths 	Break 	Pick an activity from the grid 	Lunch 	Spelling 	Pick an activity from the grid 	HAND IN your learning

Day 1 - Reading

Monday 13th July

Reading task

LO: To talk about a book you are reading

20 mins – read your book to a family member or friend over the phone, facetime or face to face.

Before you read: Tell them all about the story so far.

After reading: discuss why you are enjoying or not enjoying the story.
Do they have any questions for you?

Ask an adult at home to sign your reading record

LO: to assess and review your half term spellings

This week you will be completing activities to assess your understanding of the spelling words covered this half term. Please see below an overview of all the words we have covered.

Please choose 10 words you have found tricky and complete a look, cover, write check in your home learning book.

Week 1 Unstressed vowels in polysyllabic words	Week 2 Adding verb prefixes de- and re-	Week 3 Adding verb prefix over-	Week 4 Convert nouns or verbs into adjectives using suffix -ful	Week 5 Convert nouns or verbs into adjectives using suffix -ive	Week 6 Convert nouns or verbs into adjectives using suffix -al
definite	deflate	overthrow	boastful	attractive	musical
desperate	deform	overturn	faithful	creative	political
literate	decode	overslept	doubtful	addictive	accidental
secretary	decompose	overcook	fearful	assertive	mathematical
stationary	defuse	overreact	thankful	abusive	functional
dictionary	recycle	overestimate	beautiful	co-operative	tropical
Wednesday	rebuild	overuse	pitiful	exhaustive	professional
familiar	rewrite	overpaid	plentiful	appreciative	central
original	replace	overlook	fanciful	offensive	global
animal	revisit	overbalance	merciful	expressive	industrial

Day 2 - Reading

Tuesday 14th July

Reading task

LO: to investigate the meaning of new vocabulary

Reading 20 mins – read independently or to a family member.

Write LO and date

10 min task

Go through your reading book and write down any new vocabulary or words you are unsure about.

Either ask a family member to explain them to you or use a dictionary to find the meanings

Ask your grown up to sign your reading record.

Day 2

Tuesday 14th July

Complete the extended spelling quiz on teams. 30 spellings to complete!

Reading task

LO: To practise reading comprehension skills

Read the text below about keeping safe in the sun during Summer.

Sun Safety

It is important for us all to be in the sun sometimes because the sun provides us with vitamin D. Vitamin D helps our bodies to absorb calcium which makes our bones strong and healthy. However, being in the sun too much can cause skin damage, eye damage and even skin cancer. Parents need to teach their children how to stay safe in the sun and how to protect their skin from ultraviolet (UV) rays.



Dangers of the Sun

The light from the sun has invisible UV rays. These rays are what make our skin tan and burn. There are three types of ultraviolet rays: UVA, UVB and UVC.

UVA rays

UVA rays break through the protective layer of the atmosphere (the ozone layer). These cause skin aging and contribute to skin cancer.

UVB rays

These are also dangerous and can cause sunburn and eye damage. They can also cause skin cancer. UVB rays do not pass through the ozone layer as easily as UVA rays. However, enough get through to cause serious damage.

UVC rays

These are the most dangerous but they cannot break through the ozone layer and therefore don't reach earth.

Sun Safety

Melanin

Our skin has melanin in it and its job is to soak up dangerous UV rays before they cause skin damage. If you have lighter skin, you have less melanin. If you have darker skin, you have more melanin. People with lighter skin need to do more to protect their skin from the sun.

Our skin tans in the sun as more melanin is produced to protect it. If our skin is exposed to too much sun, the melanin can no longer protect it and we begin to burn.

How to Protect Your Skin

There are some simple ways to protect your skin and prevent sun damage:

- Stay out of the sun between 10 a.m. and 4 p.m. as this is when it is at its hottest.
- Apply sunscreen regularly, especially if you are in and out of water.
- Wear a hat to protect your head and face from the sun's UV rays. Remember that your scalp can burn too!
- Wear sunglasses to protect your eyes. Buy sunglasses that provide 100% UV protection.



Remember...

Use a sunscreen that has an SPF of 30 or higher and make sure that it protects against UVA and UVB rays.



Sun Safety Questions

1. What vitamin do we get from the sun? Tick one.

- vitamin B
- vitamin D
- vitamin C
- vitamin E

2. What does UV stand for?

3. Which UV ray cannot break through the earth's ozone layer? Tick one.

- UVA
- UVB
- UVC
- all of them

4. What is in our skin that protects us from the sun?

5. Explain why people with lighter skin burn more easily than people with darker skin.

6. Draw lines to show how you can protect different parts of your body.

Wear a hat _____ to protect your eyes.

Wear sunscreen _____ to protect you scalp.

Wear sunglasses _____ to protect your skin.

7. What is the minimum factor sunscreen you should wear? Tick one.

- factor 15
- factor 50
- factor 20
- factor 30

Wednesday 15th July

Spelling task

Spot Mr Whoops' Mistakes

Mr Whoops is a little bit clumsy; in fact, he's very clumsy!! Even though he's really trying hard with his writing, he's still accidentally misspelt TEN of his Year 5 Term 3B spelling words. Can you spot his mistakes?

Highlight them in the passage of text.

Could you then correct the words at the bottom of the sheet and create a list for Mr Whoops to practise?



Activity 1

Mr Whoops is in special ops training. He is taking lessons in asertive but mercyful behaviour, how to deafuse bombs and deecoad spy messages.

He is currently in a secret tropickal location. Here, among other things, he must slide across a log over a crocodile-infested swamp and not overbaluns. He must also show how not to overreact in the face of definate danger.

His final test will be an imaginary offensieve in which he and the other trainees must overturn a corrupt leader and free some prisoners.

Rather him than me!

Mr Whoops needs to practise these words:

Reading task

LO: To practice reading comprehension skills

1. Read the text below which is a poem by Robert Louis Stevenson

Summer Sun



Summer Sun

Robert Louis Stevenson

(from *A Child's Garden of Verses*, 1885)

Great is the sun, and wide he goes
Through empty heaven with repose;
And in the blue and glowing days
More thick than rain he showers his rays.

Though closer still the blinds we pull
To keep the shady parlour cool,
Yet he will find a chink or two
To slip his golden fingers through.


The dusty attic spider-clad
He, through the keyhole, maketh glad;
And through the broken edge of tiles
Into the laddered hay-loft smiles.

Meantime his golden face around
He bares to all the garden ground,
And sheds a warm and glittering look
Among the ivy's inmost nook.

Above the hills, along the blue,
Round the bright air with footing true,
To please the child, to paint the rose,
The gardener of the World, he goes.

2. Now answer the questions about the text. Remember to go back and check where you found the answers!

Summer Sun



1. Who is the 'he' in this poem? _____

2. What does 'slip his golden fingers through' mean? _____

3. Find and copy a phrase that shows that the sun is comforting. _____

4. 'Among the ivy's inmost nook'
Tick the word that is closest in meaning to 'nook'?

wall

barrier

crevice

enclosure

Thursday 16th July

Spelling task

Spot Mr Whoops' Mistakes

Mr Whoops is a little bit clumsy; in fact, he's very clumsy!! Even though he's really trying hard with his writing, he's still accidentally misspelt TEN of his Year 5 Term 3B spelling words. Can you spot his mistakes?

Highlight them in the passage of text.

Could you then correct the words at the bottom of the sheet and create a list for Mr Whoops to practise?




Activity 2

Mrs Travis was the faythful old chef at Twinkl Towers, the fancifl home of Lord Fortesque. However, it was doutful whether she had actually ever been taught how to cook. Take any delicious, attractiv meal and Mrs Travis would find a new way to deeform it. A delicious sponge cake would deflait to a crispy pancake and she would oavercook a roast until it became a pityful heap of burnt scraps. Lord Fortesque was quite desperete for a decent meal but did not want to hurt her feelings. Instead, he would find an excuse most days to walk past the village bakery and inhale the adictive aroma of cakes and pastries.

Mr Whoops needs to practise these words:

Thanks for sorting these for me... I do get myself in an awful muddle sometimes!



Day 5 Reading

Friday 17th July 2020

Read a text of your choice today.

You may like to consider one of these options.

Maybe you might like to listen to a David Walliams story on this link:

<https://www.worldofdavidwalliams.com/?s=elevenses>

Also, scroll to the bottom of this webpage for some free audio books.

<https://www.harpercollinschildrensbooks.co.uk/listen-for-free/>

Friday 17th July

Spelling task

Spot Mr Whoops' Mistakes

Mr Whoops is a little bit clumsy; in fact, he's very clumsy!! Even though he's really trying hard with his writing, he's still accidentally misspelt TEN of his Year 5 Term 3B spelling words. Can you spot his mistakes?

Highlight them in the passage of text.

Could you then correct the words at the bottom of the sheet and create a list for Mr Whoops to practise?



Activity 3

"Are we there yet?" wailed Thandi in a particularly expressive voice.

The Wright family were stuck in stationary traffic on a hot sticky Wednesday morning on their way to the Are You a Mathematical Genius? Challenge Day.

To make matters worse, mum had managed to overestimate how long it would take and they had left so early that only an animal of nocturnal tendencies should have been up.

"Let's revisit some of our maths problems!" suggested dad in a sing-song voice.

"Sean gets paid £539 a month but receives a letter to say he has been overpaid by 10%. How much extra has he been paid?"

In her brother's hurry to reach for his notebook, Jefferson knocked Thandi's carton of juice flying and both children were covered.

The juice spill may have been accidental, but the punch he then gave Thandi's left shoulder definitely wasn't.

"Now, children, where is your kind, cooperative behaviour?" mum asked in a high-pitched voice, not taking her eyes off the road.

Mr Whoops needs to practise these words:



Oh no! Didn't I spell these correctly? It's not like me to get myself mixed-up!

For those of you who would like to continue to keep up your reading over the Summer Holidays – here are some Summer Reading challenges for you!!

Here is the summer reading challenge bingo board:

Read while lying on a patch of grass.

Hunt for a web and read to a spider.

Go outside at night and read under the stars.

Read in or under a tree.

Build a bug hotel. Read your guests a story.

Read a story set in the great outdoors.

Make a bird feeder. When a bird pays it a visit, look it up in a bird book.

Go rock pooling or pond dipping. Read to your catch!

Invite a special guest to an outdoor reading picnic.

Read inside a daisy chain circle.

Dig in the mud, then read to your new worm friends!

Climb a hill and shout a story from the hilltop!

Find a flower and press it between the pages of your book.

Build a sandcastle fort to protect you while you read.

When you complete an outdoor reading challenge task, cross off the square. Can you cross off four squares to create a winning line? Can you complete all of the tasks and become an outdoor reading challenge champion?

Here is a photo of me completing one of the reading challenge tasks:

In this photo, I am reading _____

by _____

I completed this outdoor reading challenge task while _____

I enjoyed it because _____

Maths Starters - These will be set as one document on teams this week. Please complete one per day and submit for marking on Friday.













Fractions	Decimals	Fractions and Percentages	Decimals and Percentages	Add these fractions
1) $\frac{1}{3}$ of 15 =	1) $5.76 + 6.1 =$			
2) $\frac{1}{6}$ of 180 =	2) $3.367 + 12.03 =$	$\frac{2}{10} = \underline{\hspace{2cm}} \%$	$1.0 = \underline{\hspace{2cm}} \%$	1) $\frac{1}{4} + \frac{2}{4} =$
3) $\frac{2}{5}$ of 365 =	3) $13.62 - 8.2 =$	$\frac{4}{10} = \underline{\hspace{2cm}} \%$	$0.5 = \underline{\hspace{2cm}} \%$	2) $\frac{2}{8} + \frac{6}{8} =$
4) $\frac{2}{8}$ of 112 =	4) $15.9 - 12.05 =$	$\frac{23}{100} = \underline{\hspace{2cm}} \%$	$0.1 = \underline{\hspace{2cm}} \%$	3) $\frac{4}{5} + \frac{3}{5} =$
5) $\frac{3}{12}$ of 108 =	5) $5 \times 6.1 =$	$\frac{2}{5} = \underline{\hspace{2cm}} \%$	$0.16 = \underline{\hspace{2cm}} \%$	4) $\frac{3}{10} + \frac{2}{5} =$
		$\frac{20}{50} = \underline{\hspace{2cm}} \%$	$0.99 = \underline{\hspace{2cm}} \%$	5) $\frac{3}{4} + \frac{2}{8} =$



This week in maths you have a selection of summer themed activities to choose from. You can choose to complete the tasks in any order. All the tasks will be assigned on Monday but please complete at least one activity each day and submit on teams if working online



<p>Place Value Code Breaker</p> <p>Crack the summer picture codes to answer the questions</p>	<p>Solve the calculations code breaker to spell out the summer themed joke</p>	<p>Colour by calculation</p> <p>(will need to be printed if working online)</p>	<p>Number Cross</p> <p>(could be printed but not essential)</p>
<p>Summer number puzzles</p> <p>HINT – use the inverse and work backwards!</p>	<p>Holiday temperature line graphs</p>	<p>Summer holiday activity board game</p> <p>(will require a dice, or just make some number cards 1-6 to pick up!)</p>	<p>Pirate flags fraction activity</p> <p>(could be printed to complete colouring part of the task – but not essential)</p>

Place Value Code Breaker

									
2	4	8	6	1	0	5	9	3	7

In the number						what is the value of the  ?
---------------	---	---	---	---	---	--





Answer: _____

In the number						what is the value of the  ?
---------------	---	---	---	---	---	--

Answer: _____

In the number						what is the value of the  ?
---------------	---	---	---	---	---	--

Answer: _____

What is the number						rounded to the nearest 10?
--------------------	---	---	---	---	---	----------------------------

Answer: _____

What is the number						rounded to the nearest 100?
--------------------	---	---	---	---	---	-----------------------------

Answer: _____

What is the number				written in Roman numerals?
--------------------	---	---	---	----------------------------

Answer: _____

Calculations Code Breaker

Solve the calculations and use the code breaker to spell out a summer-themed joke. The joke will read down the tables.

A	B	C	D	E	F	G	H	I	J	K	L	M
6	15	21	5	13	24	18	7	12	1	25	19	9

N	O	P	Q	R	S	T	U	V	W	X	Y	Z
22	16	11	26	2	17	20	3	10	8	14	23	4

	Answer	Letter
$64 \div 8$		
$63 \div 9$		
$1300 \div 100$		
0.02×100		
1.3×10		

	Answer	Letter
$55 \div 11$		
$160 \div 10$		

	Answer	Letter
0.24×100		
$144 \div 12$		
$1700 \div 100$		
$56 \div 8$		

	Answer	Letter
1.8×10		
$1600 \div 100$		

	Answer	Letter
4×4		
2.2×10		

	Answer	Letter
$42 \div 6$		
8×2		
$190 \div 10$		
$96 \div 8$		
0.5×10		
$48 \div 8$		
0.23×100		?

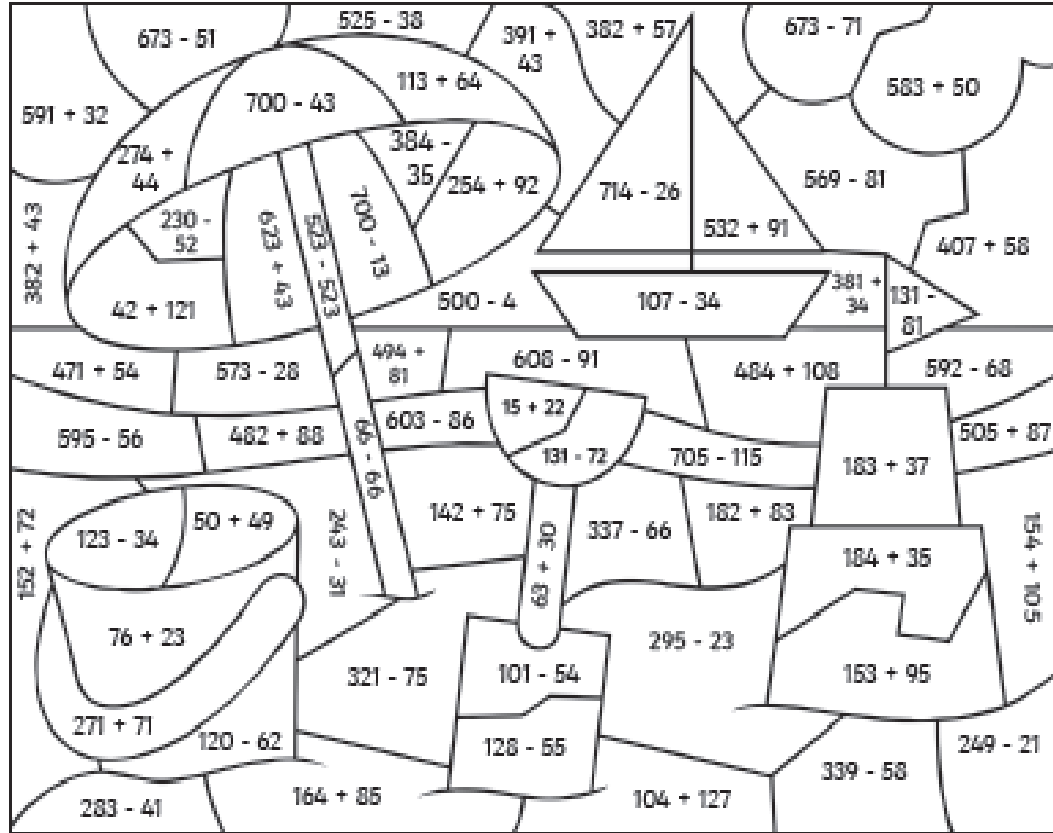
	Answer	Letter
3×8		
$60 \div 5$		
0.22×100		
$1900 \div 100$		
$54 \div 9$		
11×2		
0.05×100		

Question: _____

Punchline: _____

Colour by Calculation


Use the key to colour the summer-themed picture.



Grey:	Red:	Orange:	Yellow:	Green:	Light Blue:	Dark Blue:	White:
0	1 - 100	101 - 200	201 - 300	301 - 400	401 - 500	501 - 600	601 - 700

Number Cross

Use the summer-themed code to complete the number cross. Use written methods of multiplication to solve the number cross.



- Across:**
- 1. ×
 - 3. ×
 - 5. ×
 - 7. ×
 - 8. ×
 - 9. ×
 - 11. ×
- Down:**
- 1. ×
 - 2. ×
 - 3. ×
 - 4. ×
 - 6. ×
 - 7. ×
 - 10. ×

2	4	8	6	1	0	5	9	3	7

Summer Number Puzzles

I collect some shells on the beach.
I multiply the number of shells by 5.
I then subtract 15,
multiply by 7,
and divide by 2.
I end with the number 735.
How many shells did I collect?



I decorate my sandcastle with flags.
I multiply the number of flags by 7.
I then add 78,
multiply by 4,
and divide by 3.
I end with the number 300.
How many flags did I use to decorate my sandcastle?



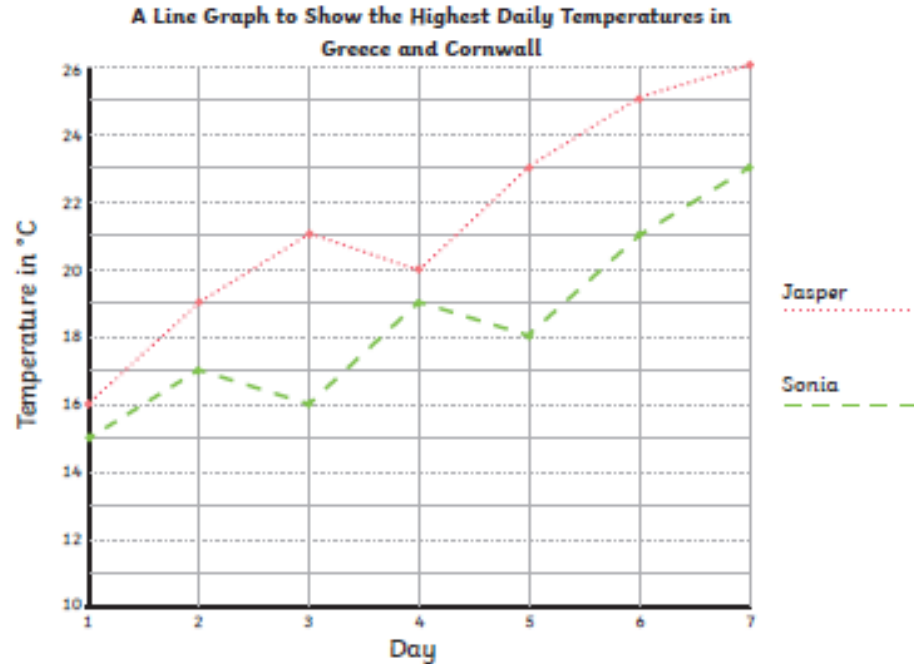
I practise cartwheels on the sand.
I multiply the number of cartwheels by 8.
I then subtract 132,
multiply by 10,
and divide by 4.
I end with the number 30.
How many cartwheels did I do?



Summer Holiday Temperatures Line Graph

Jasper went on his summer holiday to Greece. Sonia went on her summer holiday to Cornwall. Here is a line graph showing the highest daily temperature on each day of their summer holidays.

Use the graph to answer the questions.



1. What was the temperature on day 4 of Jasper's holiday? <input type="text"/>	2. What was the temperature on day 1 on Sonia's holiday? <input type="text"/>
3. What was the difference in temperature between Greece and Cornwall on day 3? <input type="text"/>	4. How much warmer was it in Greece than Cornwall on day 7? <input type="text"/>
5. On which day was the temperature of Sonia's holiday 21°C? <input type="text"/>	6. On which day did the temperature in Greece decrease? <input type="text"/>

Summer Holiday Activities Board Game

You will need:

- counters
- a dice
- a pencil

Instructions

Each player starts the game with 1000 points.

The first player will throw the dice. The number rolled shows how many squares that player can move their counter around the board.

When the player lands on a square, they must add or subtract the points on that square to or from their score.

The next player will then take their turn to roll.

When a player reaches the finish, the player with the most points is the winner.

Keep track of your score here:

Name:	Name:	Name:	Name:
1000	1000	1000	1000

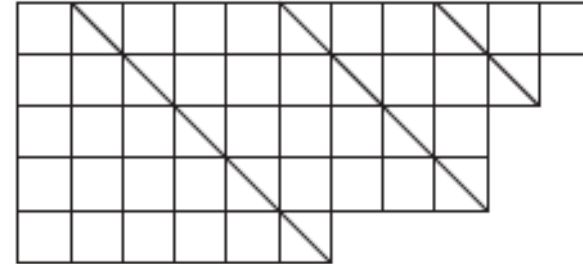
Pirate Flags



These flags have been designed on 1cm square grids.

- What is the area of each flag?
- What is the perimeter of each flag?

Colour in the flags according to the fractions.



Red = $\frac{1}{2}$

Green = $\frac{1}{4}$

Blue = $\frac{1}{4}$

Area = _____

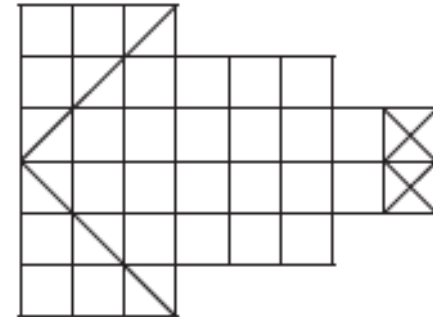
Perimeter = _____

Red = $\frac{1}{4}$

Green = $\frac{1}{4}$

Blue = $\frac{1}{4}$

White = $\frac{1}{4}$



Area = _____

Perimeter = _____

Topic Grid: Transition/Festival Week **Red tasks = more information on another slide**

Tasks in red are worth house points or super commendations if completed to a high standard

<p>Write a letter to your new teacher telling them all about yourself</p> <p>Go to slide 26</p>	<p>Positive Mindset Writing Write about why you are so amazing!</p> <p>Go to slide 27</p>	<p>Choose an Art Challenge to complete</p> <p>Don't forget to post your creations on TEAMS!</p> <p>Go to slide 28</p>	<p>Design a comic strip to help you figure out how to solve a problem at school</p> <p>Go to slide 29</p>	<p>Growth Mindset</p> <p>Tangram Challenge: Cut out the shapes and try to make the pictures – you can do it!</p> <p>Go to slide 30</p>
<p>Writing Challenges</p> <p>Go to slide 31</p>	<p>French activity</p> <p>Go to slide 32</p>	<p>Complete 'Developing Friendships' activity to think about a worry you might have for next year</p> <p>Go to slide 33</p>	<p>Complete Summer wordsearch</p> <p>Go to slide 34</p>	<p>Complete the memories activity – think about your favourite memories from the year</p> <p>Go to slide 35</p>
<p>Mindfulness colouring Spend some time reflecting on how you will spend your summer holiday</p> <p>Go to slide 36</p>	<p>Complete Art/PSHE school uniform activity</p> <p>Go to slide 37</p>	<p>Create your own wordsearch</p> <p>Go to slide 38</p>	<p>Complete A-Z of the year activity</p> <p>Go to slide 39</p>	

LO: To write a letter to your new teacher

Success Criteria

Say who you are, how old you are and what year you are going to be in

Say what you would like the teacher to know about you (family, friends, pets...)

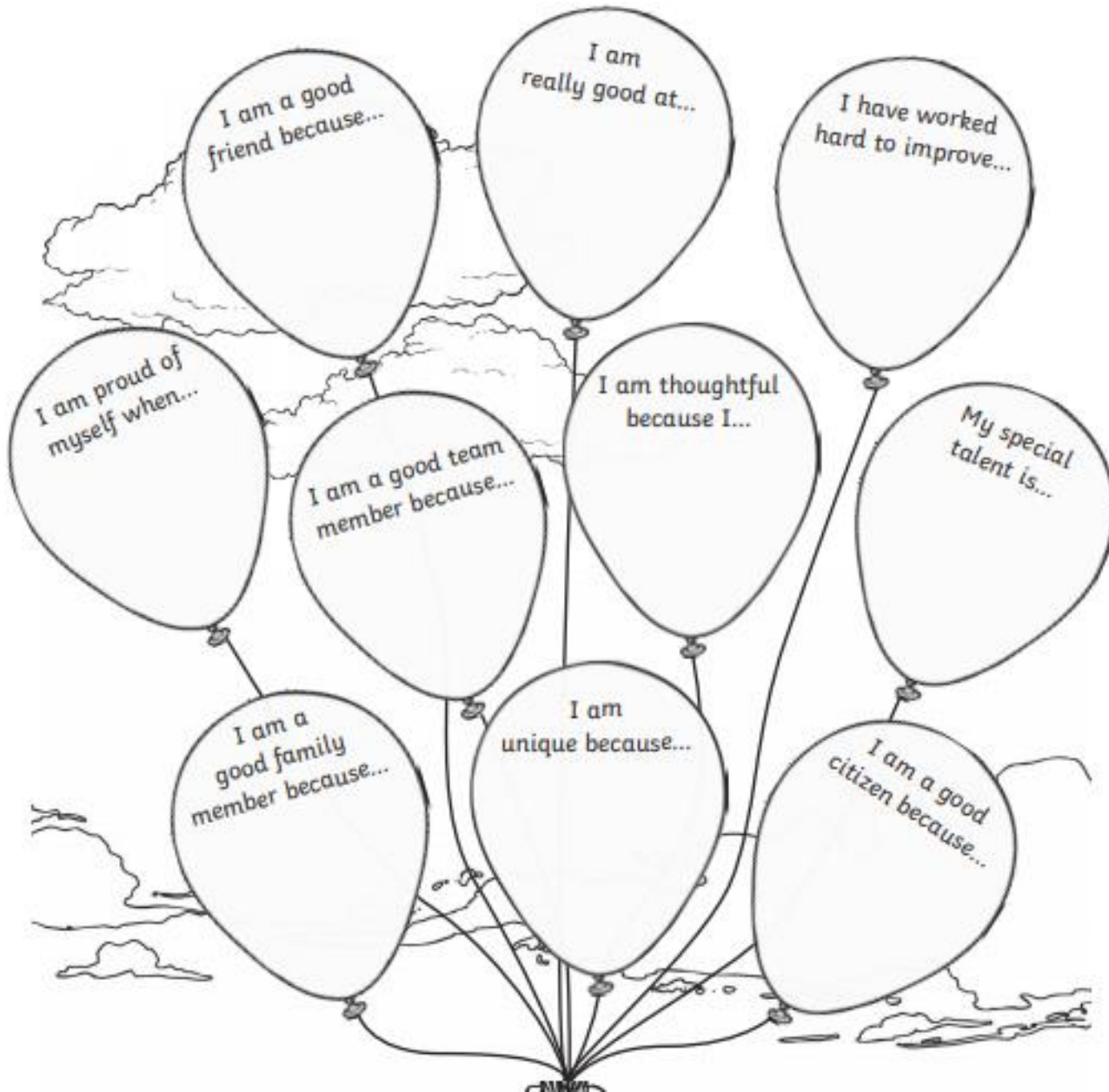
Say what your favourite subjects are and why

Say what you are most looking forward to about the year ahead

Say what you are worried about and why

I Am an Amazing Person!

Read and finish the sentences in the balloons below.



Time to Reflect:

The only way to be successful is to have a positive mindset!

The most important thing in learning is to be kind to yourself!

Next year will be hard but you are **AMAZING!**

Reflect on what makes you an amazing person.

Remind yourself of this every day especially when things get really hard.

Name of school: _____

Motto/Values: _____

Expectations: _____

Now, design a school uniform that reflects these important ideas:



I think the uniform should look like this because:

Think about ...

Colour

Symbols

Words/Motto

How smart would you like it to be and why?

Time to Reflect:

Why do we have a school uniform?

Why do we ask you to have 'Pride in the Badge?'

Why is it important to look smart at school?

Have fun and don't forget to share your finished mind map on Teams. 😊


L.O. To create a comic strip of a problem at school.

What problems might you face next year?
Have you forgotten your P.E kit?
Did your alarm not go off?
Did you forget to do your home learning?

How can you resolve these problems?

Create a comic strip illustrating a problem that has occurred at school and how you go about solving the problem.


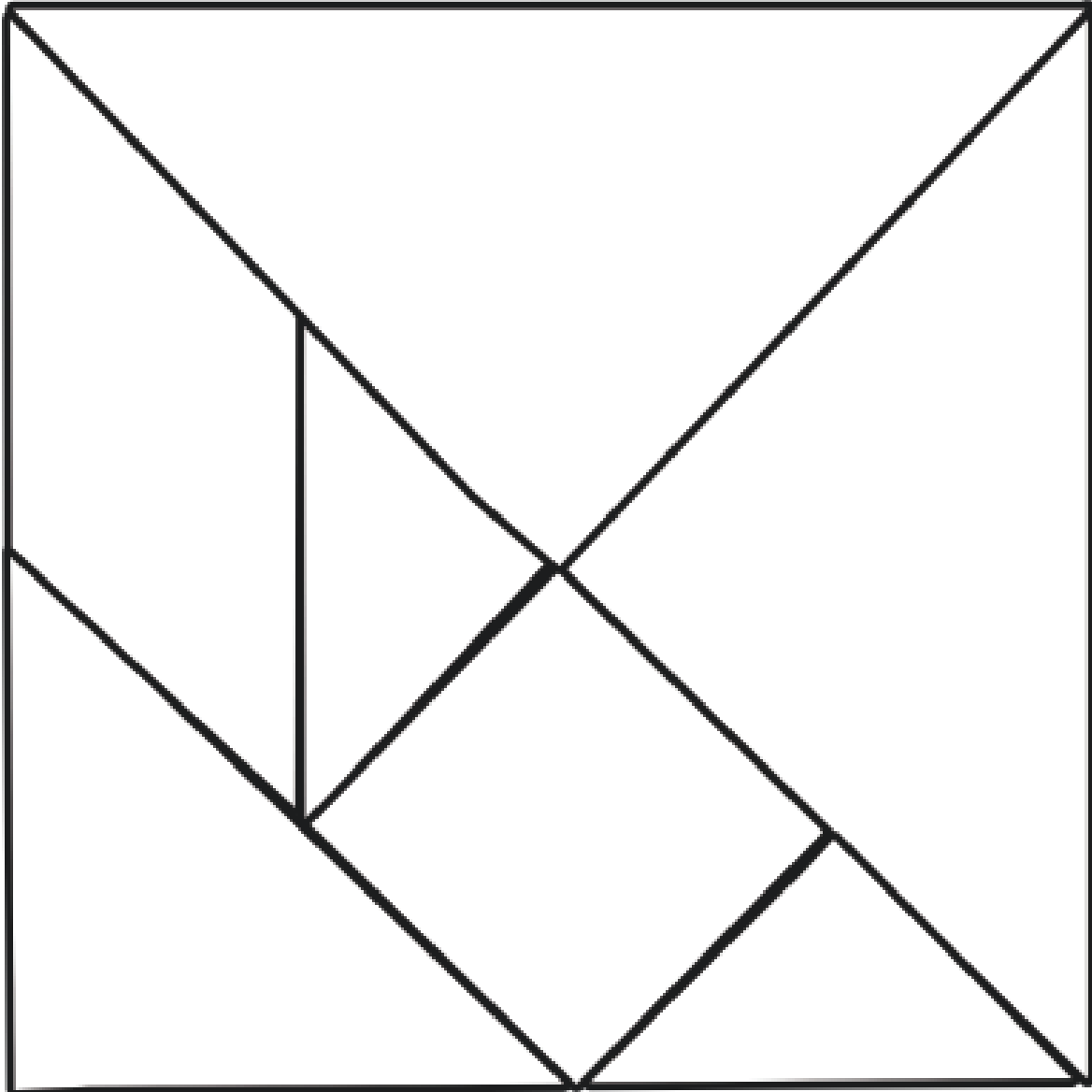
twinkl.co.uk

twinkl.co.uk

Cut out the shapes below – make sure to cut on the lines!
Next, try to create as many of these pictures as possible
using the shapes you have cut out.

Tangram Challenge



Writing Challenges

Choose a challenge and have some fun!

1.


Describe your dream holiday...

Think about:

- Where would you go?
- What sorts of things you would want to do there
- Who you would want to go with

Check:

- Capital letters and full stops
- Does every sentence make sense?
- Explain why you want to go there?



2.

Write a story using this title: The day the stars fell.

Think about:

- Why did they fall?
- Who saw it first?
- Did the stars manage to return to the sky or not?

Check:

- Capital letters and full stops
- Does every sentence make sense?
- Have you written in first or third person?



French activity



Bonjour year 5

For the final two weeks of year 5 your task is to finish your multi-coloured surprise sandwich project. You will need to draw your sandwich and write a description of it in French. The video gives you some clues about how you might like to present it.

The video link is here:

<https://www.youtube.com/watch?v=D1P-auQlIKc>

The online bilingual dictionary is here:

<https://www.collinsdictionary.com/dictionary/english-french>

Going into a new class can always be scary if you think you do not have any friends in your class! However meeting new people and making new friends is always a great way to help this worry.

It could be quite overwhelming to think about making new friends – so how do we get to know people and build new friendships??

Next year you might have to work with different people in different groups – this gives you a great chance to make new friends! Next year you might be in a different class with a different teacher for some lessons! This is also a great way to meet new people. Finally, you might want to join different clubs next year – this is always the best way to make new friends.

Now think about these things:

What are your interests?

Starting a conversation:

- Smile.
- Ask questions to find out what you have in common.
- Listen to what other people are saying to you.
- Most of all, remember to be yourself.

Write down something about yourself that you might share with someone new.

Summertime

f h f h g n i k i h s n
 i o i c o o k o u t u o
 s c r f t h e f g x n i
 h e e x j o e n v b g t
 i a w c w q i a f e l a
 n n o p r m t q g w a c
 g t r o m e r p n e s a
 u y k i e k a l i r s v
 i o w p a s v m t f e m
 g s h j k a e d a h s r
 p i c n i c l f o v j a
 c a m p i n g k b b h w

fishing	sunglasses	hiking	fireworks
ice cream	shade	travel	cookout
ocean	camping	warm	lake
vacation	boating	picnic	swimming

Complete the summer word search

Challenge: Can you create your own wordsearch to do with the summer holidays?

My School Year Memory Page

This is me!



Greatest school trip



Favourite book I have read



My teacher


Funniest memory



Best outdoor classroom activity




Best classroom activity



New friends





Time for some
mindfulness!

Print off this
page if you are
able to and
reflect on your
summer plans
while taking
time to colour

Art Challenges

1.

What does 'angry' look like?



2.

Design a hat for a badger.



3.

Draw a picture without taking your pencil off once! This is called continuous line drawing.



4.

Imagine that an alien visits you on earth. Draw the alien from your imagination.



5.

Try drawing with both hands at the same time.



6.

Draw a picture using only straight lines (with a ruler) or curvy lines.



Create your own wordsearch

You may choose from these topics:

- School
- Summer Holidays
- Lockdown

Write your word list here:

Top Tips:

1. Choose words that link to the topic you have chosen
2. Write these words in first
3. You can write words horizontally, vertically, diagonally or backwards
4. Once you have written all your words then fill in the rest of the grid with random letters

My A to Z of the year!



A _____

B _____

C _____

D _____

E _____

F _____

G _____

H _____

I _____

J _____

K _____

L _____

M _____

N _____

O _____

P _____

Q _____

R _____

S _____

T _____

U _____

V _____

W _____

X _____

Y _____

Z _____

Write down something you have learnt
for each letter of the alphabet!

If you cannot think
of something that
you have learnt
then think about
something from
All Saints