



# Home Learning Pack

27<sup>th</sup> April – 1<sup>st</sup> of May

## Where should I do my work?

























If you do not have access to Microsoft Teams, you can complete all learning in your home learning book.

We will ask you to complete **some** lessons in your home learning book – it is important you practice your handwriting.

Other lessons we will ask you to complete as an assignment directly on Microsoft Teams.

If possible, upload a picture of any of the learning you have completed in your book and post this on Microsoft Teams.

# Timetable for Home Learning Week Beginning 27.04.20

	8:30	9:00	9:30 - 10:30	10:30	10:45-11:15	11:15 - 12:15		1:20 -2:00	2:00-3:00	3:00 - 3:15	
<b>Mon</b> 27.04.20	BREAKFAST	Joe Wicks PE lesson!	Maths Complete <b>DAY 1</b> from S1Week 2 of learning set online 	B	Complete Reading Task Day 1 Get your record signed! 	ENGLISH TASK 1 from S1Week 1 of learning set online 	L	Complete SPAS activity 1 Then log onto classroom secrets	 Complete Science Lesson posted on Microsoft Teams Watch video/ Read information and then complete activity	Spend time completing your <b>READING SATS</b> booklet  <b>MARK WITH AN ADULT</b>	
<b>Tues</b> 28.04.20	BREAKFAST	Joe Wicks PE lesson!	Maths Complete <b>DAY 2</b> from S1Week 2 of learning set online 	R	Log onto READ THEORY 	ENGLISH TASK 2 from S1Week 1 of learning set online 	U	Complete SPAS activity 2 Then log onto classroom secrets	 Complete ICT lesson posted on Microsoft Teams	 Complete Music Lesson Posted on Microsoft Teams	Log onto <b>TIMES TABLE ROCKSTARS</b>  Also Check Microsoft Teams
<b>Wed</b> 29.04.20	BREAKFAST	Joe Wicks PE lesson!	Maths Complete <b>DAY 3</b> from S1Week 2 of learning set online 	W	Complete Reading Task Day 3 Get your record signed! 	ENGLISH TASK 3 from S1Week 1 of learning set online 	N	Complete SPAS activity 3 Then log onto classroom secrets	Complete Geography Task posted on Microsoft Teams 	Spend time completing your <b>MATHS SATS</b> booklet  <b>MARK WITH AN ADULT</b>	
<b>Thurs</b> 30.04.20	BREAKFAST	Joe Wicks PE lesson!	Maths Complete <b>DAY 4</b> from S1Week 2 of learning set online 	A	Log onto READ THEORY 	ENGLISH TASK 4 from S1Week 1 of learning set online 	C	Complete SPAS activity 4 Then log onto classroom secrets	Complete French workbook 	Complete P.E lesson set 	Log onto <b>TIMES TABLE ROCKSTARS</b>  Also Check Microsoft Teams
<b>Fri</b> 01.05.20	BREAKFAST	Joe Wicks PE lesson!	Maths Complete <b>ASSESSMENT TASK</b> from S1Week 2 of learning set online and <b>HAND IN</b> 	K	Complete Reading Task Day 5 Get your record signed! 	ENGLISH TASK 5 from S1Week 1 of learning set online 	H	LOG ONTO SPAG.com and complete test set 	RE- Complete Task set on Microsoft Teams 	Complete Art activity set on Microsoft Teams 	Spend time completing your <b>SPAG SATS</b> booklet  <b>MARK WITH AN ADULT</b>





# Afternoon Tasks

You may complete these tasks on different days if you wish to – but here is a timetable of tasks to complete in the afternoons.

DAY	TASK
MONDAY	SCIENCE – Complete task ( <a href="#">posted in Microsoft Teams</a> )
TUESDAY	ICT and Music ( <a href="#">other activities may be posted in Teams</a> )
WEDNESDAY	GEOGRAPHY – Complete task ( <a href="#">posted in Teams</a> )
THURSDAY	FRENCH and PE – Complete French workbook and PE lesson ( <a href="#">posted in Teams</a> )
FRIDAY	RE and ART – Complete RE lesson and ART lesson ( <a href="#">posted in Teams</a> )

**Remember – Spend 10 minutes at the end of each day on your 10 minute tests, TTRS or Checking Microsoft Teams!**

# MONDAY 27<sup>th</sup> April 2020

	8:30	9.00	9: 30 - 10:30	10.30	10.45-11.15	11:15 - 12:15		1: 20 -2.00	2 :00-3:00	3.00 - 3.15
Mon	BREAKFAST	Joe Wicks PE lesson!	Maths Complete <b>DAY 1</b> from S1Week 2 of learning set online 	B	<b>Complete Reading Task Day 1</b> Get your record signed! 	ENGLISH TASK 1 from S1Week 1 of learning set online 	L	Complete <b>SPAG activity 1</b>  Then log onto classroom secrets	 Complete Science Lesson posted on Microsoft Teams Watch video/ Read information and then complete activity	Spend time completing your <b>READING SATS</b> booklet  <b>MARK WITH AN ADULT</b>

At the end of your school day please **write a diary entry** about the events of your day!

You will need this for next week!!

For an example log on to Teams to see Mrs Coulstock's diary entry.

# MATHS DAY 1 – SPAIN Maths Group

LO: To calculate opposite angles.

- Click the link: <https://whiterosemaths.com/homelearning/year-6/>
- Find: **Summer Term – Week 1 (w/c 20 April)** + and click the + (The dates are a week behind)
- Now find Lesson 1 (Vertically opposite angles)

Lesson 1 - Vertically opposite angles

Flashback 4 Year 6 Week 3 Day 1

1) Four pens cost 80p.  
How much will five of the same pens cost?

2) What is the scale factor of the enlargement?  
4 cm 12 cm

3) Write down the ratio of circles to squares.  
● ● ● ● ● ■ ● ● ● ● ● ■ ● ● ● ● ●

4) Solve the equation  $a + 45 = 76$

1. Watch the first 12 seconds and complete the 'flashback' starter in your **workbooks** (you will need to pause the video). When you finish, continue watching to mark your answers.
2. Continue watching the video, listening carefully and making notes if you need to. You might need to pause it again if it asks you to 'have a go' at some questions (do this in your workbooks).
3. TASK: Go to 'assignments' on Microsoft teams and complete 'Spain Maths Day 1'. Write on the word document to answer the questions and then 'hand in'.

Lesson 1 - Vertically opposite angles

Vertically opposite angles

What are the sizes of angles  $x$  and  $y$ ?

Complete as much as you can- they get harder as they go along!

# MATHS DAY 1 – CANADA/ENGLAND Maths Group

LO: To add using column method

**STARTER (complete in workbooks)**

$$\frac{4}{5} + \frac{2}{5} =$$

$$\boxed{\phantom{0000}} = 4562 - 708$$

$$4.5 + 0.72 =$$

$$50\,000 - 435 =$$

Start on the right and add each number up

$$\begin{array}{r} 14145 \\ + 12352 \\ \hline 26497 \end{array}$$

Carry a digit over (if your answer is 2 digits)

$$\begin{array}{r} 2149 \\ + 6353 \\ \hline 8502 \\ \hline \end{array}$$

9 + 2 = 12

1 1

$$1.45 + 3.6$$

You might need to add a **placeholder** to fill the columns

$$\begin{array}{r} 1.45 \\ + 3.60 \\ \hline 5.05 \\ \hline \end{array}$$

Remember to line up the decimals (like a snowman!)

**TASK: Go to 'assignments' on Microsoft teams and complete 'Canada/England Maths Day 1'. Write on the word document to answer the questions and then 'hand in'.**

# Reading Day 1 Monday 27<sup>th</sup>

[Activity also posted on Microsoft Team](#)

LO: To understand characters thoughts and feelings

20 mins – Read your reading book or a book of your choice.

10 mins - 1) Write the date and LO.

2) Think of 5 questions you would like to ask one of the characters and write these into your workbook

3) Write their answers as if you were that character.

4) Post your questions and answers on Microsoft Team.

You might inspire others to read the book.

Ask an adult to sign your reading record

# ENGLISH DAY 1

L.O. To write a discussion to answer our overall key history question

L.O. To write a conclusion that summarises all my key points

What does a good conclusion look like?

Watch this video for help!

<https://www.bbc.co.uk/bitesize/topics/zv7fqp3/articles/zvc3jh>  
v

## Checklist:

- Link back to the question!
- Summarise the main points that you made
- Give a final thought or reflection

## DO NOT!

- Include any new points or ideas
- Make your conclusion too long
- Repeat yourself

## Good Sentence starters

You could use one of the following sentence starters to signal to the reader that you are concluding the discussion:

- In conclusion ...
- Finally ...
- Overall ...
- In summary ...

## TASKS:

1. Finish your discussion writing from Friday
2. Write a conclusion to summarise all the points you made

There is a video posted by Mrs Coulstock on Teams to show you What A Good One Looks Like! (WAGOLL)

# SPAG ACTIVITY 1

L.O. To recap sentence structures – subject, verb, object

What is the Subject?

The **person** or **thing** doing the action (VERB)

[https://www.youtube.com/watch?time\\_continue=88&v=ATKdcnTiwFE&feature=emb\\_title](https://www.youtube.com/watch?time_continue=88&v=ATKdcnTiwFE&feature=emb_title)

What is the Verb?

The **action** in the sentence

Jumped Walked Said Played etc.  
Remember the tricky verbs! – WAS, IS , WERE


What is the Object?

The **person** or **thing** that has the action (VERB) being done to it

[https://www.youtube.com/watch?v=iTXul2sG0NY&feature=emb\\_title](https://www.youtube.com/watch?v=iTXul2sG0NY&feature=emb_title)

Ask these questions to help you find the SUBJECT, VERB and OBJECT :

Example: The dog barked at the man.



TASK: Underline the SUBJECT, VERB and OBJECT in each sentence. Use different colours to help you.

1. The guards protected the castle.
  2. Six cats prowled around the bin.
  3. Two men were walking in the park.
  4. A girl danced in the gloomy street.
  5. The chickens pecked at the food.
  6. Michael was helping his grandma go to the shops.
  7. The bird sat on the wire, bouncing proudly.
  8. On Saturday, the man went to the cinema.
  9. My sister received a very special gift on her birthday.
  10. Grandma attended her surprise 70<sup>th</sup> birthday party.
- Challenge! The grand piano was being played by mum.

What is being done/What is the action? = VERB






Who is doing the action/verb? = SUBJECT

Who/What receives the action/verb? = OBJECT

Next log on to classroom secrets to complete a SPELLING GAME – your username and password is in your pack -

<https://kids.classroomsecrets.co.uk/resource/common-exception-words-set-5-year-5-and-year-6/>

# TUESDAY 28<sup>th</sup> April 2020

Tues	BREAKFAST	Joe Wicks PE lesson!	<p>Maths Complete <b>DAY 2</b> from S1Week 2 of learning set online</p> 	R	<p>Log onto READ THEORY</p> 	 <p>ENGLISH TASK 2 from S1Week 1 of learning set online</p>	U	<p>Complete <b>SPAG activity 2</b></p> <p>Then log onto classroom secrets</p>	 <p>Complete ICT lesson posted on Microsoft Teams</p>	 <p>Complete Music Lesson Posted on Microsoft Teams</p>	<p>Log onto TIMES TABLE ROCKSTARS</p> <p>Also Check Microsoft Teams</p>
------	-----------	----------------------	---	---	---	--	---	---	--	--	---

At the end of your school day please **write a diary entry** about the events of your day!

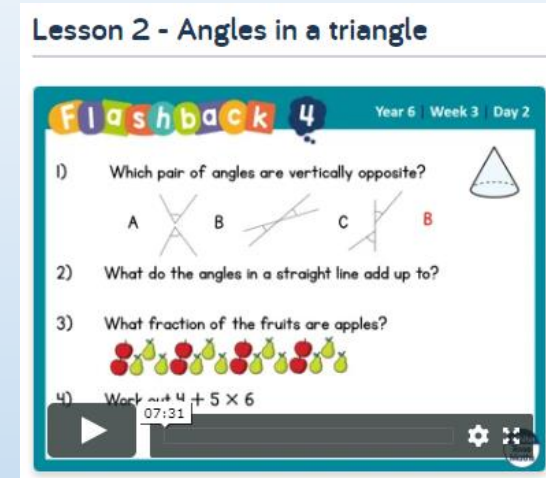
You will need this for next week!!

# MATHS DAY 2 – SPAIN Maths Group

LO: To calculate angles in a triangle.

- Click the link: <https://whiterosemaths.com/homelearning/year-6/>
- Find: **Summer Term – Week 1 (w/c 20 April)** + and click the + (The dates are a week behind)
- Now find Lesson 2 (Angles in a triangle)

1. Watch the first 5 seconds and complete the ‘flashback’ starter in your **workbooks** (you will need to pause the video). When you finish, continue watching to mark your answers.
2. Continue watching the video, listening carefully and making notes if you need to. You might need to pause it again if it asks you to ‘have a go’ at some questions (do this in your workbooks).
3. TASK: Go to ‘assignments’ on Microsoft teams and complete ‘Spain Maths Day 2’. Write on the word document to answer the questions and then ‘hand in’.



Complete as much as you can- they get harder as they go along!

# MATHS DAY 2 – CANADA/ENGLAND Maths Group

LO: To subtract using column method

**STARTER (complete in workbooks)**

$6^2 + 8 =$

$6 \times 60 =$

$6934 \div 4 =$

$2 \times (3 + 4) =$

$7.62 \times 100 =$

Put the bigger number on top



$$\begin{array}{r} 14\overset{5}{5}\overset{1}{5} \\ - 12357 \\ \hline 02208 \end{array}$$



You can't do  $5-7$ , so you need to borrow '1' from the 6. This makes the 5 become 15 and the 6 becomes 1 less (5)

**TASK: Go to 'assignments' on Microsoft teams and complete 'Canada/England Maths Day 2'.  
Write on the word document to answer the questions and then 'hand in'.**

# Reading Day 2 Tuesday 28<sup>th</sup>

Log on to READTHEORY and complete your reading.

<https://readtheory.org/>

# ENGLISH DAY 2

## L.O. To identify features of a newspaper report/article

What should we look out for in a newspaper?

Watch this video for help!

<https://www.bbc.co.uk/bitesize/topics/z2yycdm/articles/z2gk9qt>

### Features of a Newspaper Report/Article :

#### •*Headline*

The title of the story- designed to summarise the story and grab the reader's attention.

#### •*By Line*

The journalist (writer) who has written the report.

#### •*Photo*

The photograph needs to tell you something about the story

#### •*Lead or Introduction*

The important first sentence or paragraph that summarises the story and answers as many as possible of the 5 W'S (Who? What? Where? When? and Why?) and H (How?)

e.g. What? Japan won the Women's World Cup

Where? the final

Who? Japan

Why? won penalty shoot out

#### •*Body or Main Story*

The full details of the news story. Each paragraph tells one part of the story e.g. Paragraph one: lead, Paragraph two: the match, Paragraph three: the penalty shoot-out, Paragraph four: what else they won.

The main body should contain **facts** and **not personal opinions** and should be chronological.

The last paragraph should sum up the story and bring it up to date.

The most important information about the story should be in the lead paragraph (first). If you cut the last paragraph from the body text the story should still make sense.

#### •*Caption*

The information in or under a photograph which explains what the picture is about.

#### •*Direct Quotes / Direct Speech*

The exact words someone uses. Quotation marks (speech marks) are always used. They are included to give the reader the viewpoint of someone involved in the story like an eyewitness or expert. Quotes make a story credible (trustworthy/believable)

#### •*Columns*

The vertical blocks of text into which a page of a newspaper is divided or split up.

### TASKS:

1. Match the terms activity

2. Identify the features that have been described in an example text.

Use a key to help you.

**Extension activity:** Write down all key vocabulary or phrases that you may want to use in your own report

# SPAG ACTIVITY 2

## L.O. To identify prepositions and prepositional phrases

What is a preposition?

A word that tells you WHERE? Or WHEN?

Watch this video for help!

<https://www.bbc.co.uk/bitesize/topics/zwwp8mn/articles/zw38srd>

### TASK:

For each of the pictures, write a sentence in your workbook to explain it using prepositions! Circle the preposition that you use. Extension: underline the prepositional phrase!

Example:

Where is the troll hiding?




The troll is hiding under the bridge.

The preposition tells you WHERE or WHEN

On Saturday, the troll was hiding under the bridge.

1. Where is the boy standing?



2. Where is the girl sitting?



3. Where did the bird fly?



4. Where did the man walk?



5. What are the children doing?



6. Where is the girl marching?







Remember a phrase is a group of words – prepositional phrases are the group of words that include the proposition.

Next log on to classroom secrets to complete a SPELLING GAME – your username and password is in your pack

<https://kids.classroomsecrets.co.uk/resource/common-exception-words-set-6-year-5-and-year-6/>

# WEDNESDAY 29<sup>th</sup> April 2020

Wed	BREAKFAST	Joe Wicks PE lesson!	Maths Complete <b>DAY 3</b> from S1Week 2 of learning set online 	E	Complete Reading Task Day 3 Get your record signed! 	 ENGLISH TASK 3 from S1Week 1 of learning set online	N	Complete SPAG activity 3  Then log onto classroom secrets	Complete Geography Task posted on Microsoft Teams 	Spend time completing your <b>MATHS SATS</b> booklet  <b>MARK WITH AN ADULT</b>
-----	-----------	----------------------	--	---	---	--	---	---	---	--

At the end of your school day please **write a diary entry** about the events of your day!

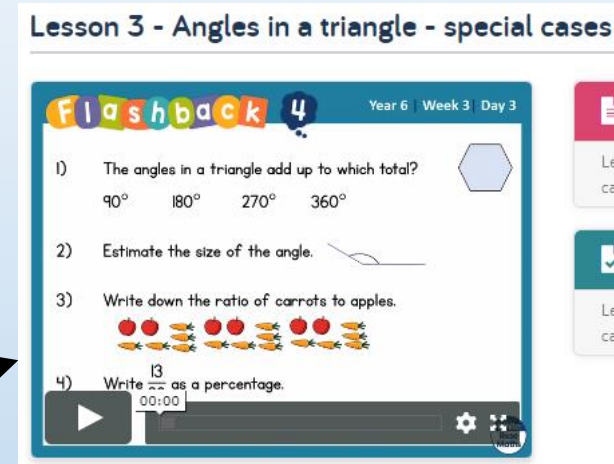
You will need this for next week!!

# MATHS DAY 3 – SPAIN Maths Group

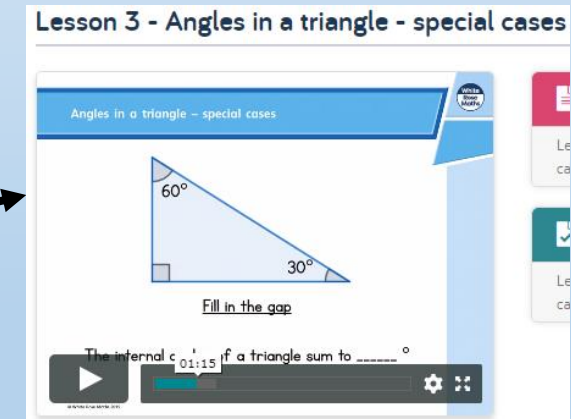
LO: To calculate angles in a triangle.

- Click the link: <https://whiterosemaths.com/homelearning/year-6/>
- Find: **Summer Term – Week 1 (w/c 20 April)** + and click the + (The dates are a week behind)
- Now find Lesson 3 (Angles in a triangle- special cases)

1. Watch the first 5 seconds and complete the ‘flashback’ starter in your **workbooks** (you will need to pause the video). When you finish, continue watching to mark your answers.



2. Continue watching the video, listening carefully and making notes if you need to. You might need to pause it again if it asks you to ‘have a go’ at some questions (do this in your workbooks).



3. TASK: Go to ‘assignments’ on Microsoft teams and complete ‘Spain Maths Day 3’. Write on the word document to answer the questions and then ‘hand in’.

Complete as much as you can- they get harder as they go along!

# MATHS DAY 3 – CANADA/ENGLAND Maths Group

LO: To multiply using the column method

**STARTER (complete in workbooks)**

$$\frac{4}{5} - \frac{2}{5} =$$

$$4782 + 382 =$$

$$3 \times 9 \times 2 =$$

$$6.003 + 5.21 =$$

$5 \times 6 = 30$  (carry the 3 over)

$4 \times 6 = 24$  (then add the carried 3) = 27  
(carry the 2 over)

$1 \times 6 = 6$  (then add the carried 2) = 8

$5 \times 1 = 5$

$4 \times 1 = 4$

$1 \times 1 = 1$

Then add them up!

$$\begin{array}{r} 145 \\ \times 16 \\ \hline 870 \\ \phantom{0}23 \\ \hline 1450 \\ \hline 2320 \\ \hline \phantom{0}1 \phantom{0}1 \end{array}$$

Start by multiplying each top number by 6 (start on the right)

Then multiply each top number by 1

ALWAYS add a 0 when you start the next line!

**TASK: Go to 'assignments' on Microsoft teams and complete 'Canada/England Maths Day 3'. Write on the word document to answer the questions and then 'hand in'.**

# Reading Day 3 Wednesday 29<sup>th</sup>

[Activity also posted on Microsoft Team](#)


LO: To infer meaning, explain and retrieve information

Watch the clip below and then answer the questions in your home learning books.



<https://www.youtube.com/watch?v=jGY-T4W-BOc>

Remember to get your reading records signed by an adult.




What does the word isolation mean?



What type of animal is on the little girl's bike helmet?



How can you tell the little girl is surprised by what she sees?



How does the director produce an emotional response in the viewer?

# ENGLISH DAY 3

## L.O. To identify what makes a good lead / introduction

What should we look out for in a lead / introduction ?

Watch this video for help! – You only need to watch till 2:00  
<https://www.youtube.com/watch?v=jztg9UQAYCE>

### EXAMPLE:

At two o'clock on Thursday, 11<sup>th</sup> of May, a dog rescued a child in the countryside. The dog has noticed that a little boy was in trouble and ran to his rescue, ensuring the little boy got back to his family safe and sound!

Your 5 W's can go in any order, depending on how you would like the information presented!

**Who:** Indicates the person or people that the news report is about.



or



or



**What:** Refers to the situation or problem that the piece of news revolves around.

There was a fire

or

Rescued

or

Fell

**Where:** Describes the geographical location including as much detail as possible: the village, town or city, the premises, the landscape, the country if it's different to your readers'.

In the countryside

or

In a shop

or

At the Olympics

**When:** Indicates the time when the piece of news happened – the year and the date, and if possible the exact time!

Yesterday

or

At two o'clock on Thursday, 11th May

or

In the morning on Saturday, 9th February

**Why:** Perhaps the most important of the Ws: this is what your readers truly want to know – the reason for the events that you are narrating.

To go on holiday with the money

or

It was an accident

or

Because a little boy was in trouble

### TASKS:

In your workbooks, work through the 2 tasks from the worksheet put up in Assignments.

Please complete BOTH tasks.

**Challenge:** Can you come up with an interesting lead/introduction using these 5 w's

Task 3 is for those of you who need an extension task

# SPAG ACTIVITY 3

L.O. To understand the difference between a phrase and a clause

What is a phrase?

A group of words  
WITHOUT a subject  
or a verb

There are different types of phrases:

- Noun phrase: the bright, blue sky
- Adjective phrase: big, bold and brash
- Prepositional phrase: In front of the bus,
- Adverbial phrase: Suprisingly calm,

TASK: Here are some MAIN CLAUSES -

Add a phrase to each of them. Example: The dog ate the steak

→ The dog ate the steak in the kitchen.

1. The dogs barked at the man.
2. Six cats prowled around the bin.
3. Two men were walking in the park.
4. A girl danced in the gloomy street.
5. The chickens pecked at the food.

Then repeat adding a subordinate clause. Example: The dog ate the steak

The dog ate the steak after he finished playing outside.

What is a clause?

A sentence  
WITH a subject  
and a verb

There are 2 types of clauses:

Independent/Main clauses: Make sense on their own.

Subordinate clauses: Don't make sense by themselves  
and need the other part of the sentence to make sense.



Subordinate Clauses  
have a **subordinating  
conjunction!**

Example:






The children played  
on the swings while  
eating an icecream.

The children played on the swings = Main Clause

Next log on to classroom secrets to complete a SPELLING GAME – your username and password is in your pack

<https://kids.classroomsecrets.co.uk/resource/common-exception-words-set-7-year-5-and-year-6/>

# THURSDAY 30<sup>th</sup> April 2020

Thurs	BREAKFAST	Joe Wicks PE lesson!	Maths Complete <b>DAY 4</b> from S1Week 2 of learning set online 	A	Log onto READ THEORY 	 ENGLISH TASK 4 from S1Week 1 of learning set online	C	Complete SPAG activity 4 Then log onto classroom secrets	Complete French workbook 	Complete P.E lesson set 	Log onto TIMES TABLE ROCKSTARS  Also Check Microsoft Teams
-------	-----------	----------------------	--	---	---	--	---	---	--	--	--

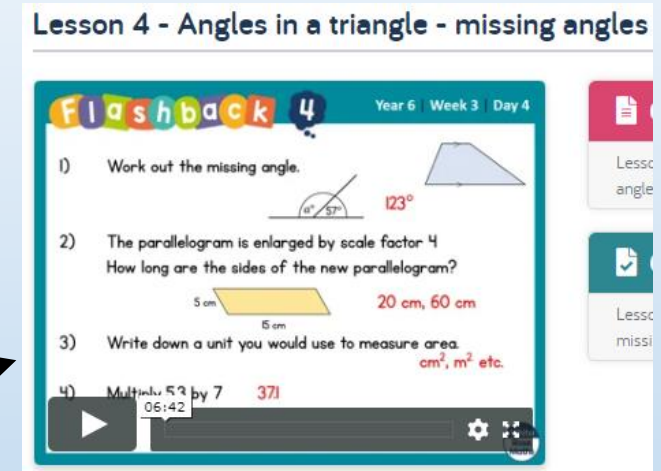
At the end of your school day please **write a diary entry** about the events of your day!

You will need this for next week!!

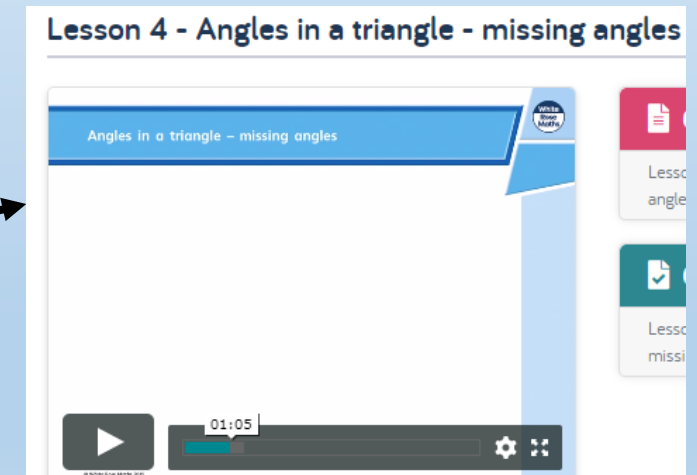
# MATHS DAY 4 – SPAIN Maths Group

LO: To calculate angles in a triangle.

- Click the link: <https://whiterosemaths.com/homelearning/year-6/>
- Find: **Summer Term – Week 1 (w/c 20 April)** + and click the + (The dates are a week behind)
- Now find Lesson 4 (Angles in a triangle- missing angles)



1. Watch the first 5 seconds and complete the ‘flashback’ starter in your **workbooks** (you will need to pause the video). When you finish, continue watching to mark your answers.
2. Continue watching the video, listening carefully and making notes if you need to. You might need to pause it again if it asks you to ‘have a go’ at some questions (do this in your workbooks).
3. TASK: Go to ‘assignments’ on Microsoft teams and complete ‘Spain Maths Day 4’. Write on the word document to answer the questions and then ‘hand in’.



Complete as much as you can- they get harder as they go along!

# MATHS DAY 4 – CANADA/ENGLAND Maths Group

LO: To divide using the bus stop method.

## STARTER (complete in workbooks)

$467\ 902 - 65\ 903 =$

$450 \div 9 =$

$1.4 \times 10 =$

$61.2 - 6.77 =$

Top tip: write your 3x table!

3	How many 3s go into 6? (2)
6	
9	How many 3s go into 9? (3)
12	
15	
18	How many 3s go into 7?
21	
24	
27	
30	



2 remainder 1

$$3 \overline{) 967} \begin{matrix} 322 \\ \text{r}1 \end{matrix}$$

This answer could also be written as:

$$322\frac{1}{3}$$

Remainder

Number you divided by

**TASK: Go to 'assignments' on Microsoft teams and complete 'Canada/England Maths Day 4'. Write on the word document to answer the questions and then 'hand in'.**

# Reading Day 4 Thursday 23<sup>rd</sup>

Log on to READTHEORY and complete your reading.

<https://readtheory.org/>

# ENGLISH DAY 4

## L.O. To write and punctuate direct speech

What is direct speech?

The exact words that a person is speaking or has spoken

Watch this video for help!

<https://www.youtube.com/watch?v=ONxUeHUMMRc>



What could the boy be shouting?

Example:

I want ice cream!

How do you write this as direct speech?

**"I want ice cream!"** shouted the boy.

You can also add subordinate clauses to add extra information about the boy.

Example:

**"I want ice cream!"** shouted the boy, **who was standing outside the shop, glaring at his mum.**

Checklist:

- You need to start with speech marks " "
- You need to start the speech with a Capital letter
- You need punctuation at the end of the speech ( , . ! ? )
- You need to finish the speech with speech marks " "
- You need to tell the reader who is shouting. (the boy)
- You can also add extra information about the person who is speaking – **How are they speaking? Why? Where?**

**TASKS:**

In your workbooks work through as many tasks as you can

Please complete Task 1 and 2 at the least.

**Optional Extension activity:**

<https://www.educationquizzes.com/ks2/english/direct-speech/>

# SPAG ACTIVITY 4

L.O. To understand the progressive tense

What does tense mean?

→ When something happens → <https://www.youtube.com/watch?v=sKJTw4t2dVM>

Things can happen in the:

PAST

PRESENT

FUTURE

The boy kicked the ball

The boy kicks the ball

The boy will kick the ball

Which word helps us to know what is happening in the sentence? **VERBS!!**

These are examples of the SIMPLE TENSE

What does progressive mean?

→ Something that **continues** to happen

Things that happen and continue to happen or are still happening is called the PROGRESSIVE TENSE:

PAST PROGRESSIVE

PRESENT PROGRESSIVE

FUTURE PROGRESSIVE

The boy was kicking the ball

The boy is kicking the ball

The boy will be kicking the ball

What do you notice about the progressive verb ending?? → They all end with -ing

Go to the next slide for activity 4

# SPAG ACTIVITY 4

Y5/6 Spellings Word Search

TASK: Here are some **VERBS**

Using each verb, create a sentence in the PAST, PRESENT and FUTURE PROGRESSIVE tense.

Example: play

- Past Progressive: The boy **was playing** with the ball.
- Present Progressive: The boy **is playing** with the ball.
- Future Progressive: The boy **will be playing** with the ball.

1. Run
2. Sit
3. Talk
4. Dance
5. Shout

Extension: Can you write some of these in the simple past, present and future? Explain the difference between the tenses.


Log on to classroom secrets to complete a **SPELLING GAME**

– your username and password is in your pack –

<https://kids.classroomsecrets.co.uk/resource/common-exception-words-set-8-year-5-and-year-6/>

Next complete the wordsearch.

**This is also posted on Microsoft Teams**



available  
signature  
conscience  
lightning  
privilege

stomach  
parliament  
shoulder  
restaurant  
vegetable

# THURSDAY PE LESSON

There are many things that you can do to keep yourself active during this time!

You should be complete **at least 30 minutes of exercise every day!**

Here are some ideas that you may not have tried yet.

Jo Wicks – 9am every morning – follow his workout every morning.

<https://www.youtube.com/watch?v=6olorMNtw5g>

Oti Mabuse – Dance classes on Youtube

<https://www.youtube.com/user/mosetsanagape>

Craig from Reading Rugby – challenges to do at home <https://chrugby.com/>

You will also find these lessons from Mrs Coulstock provided for you on Teams!

Mrs Coulstock would like you to keep a log of all the exercise you are able to do during the week! **Remember 30 minutes a day!**

Below you will find the log that you will need to keep each week. (This can be printed and folded to make a booklet)

List all the different types of physical activity you have done this week. This can include walking to or from school, playing football or tag at playtime or any sport you have done in your PE lesson.

1. \_\_\_\_\_
2. \_\_\_\_\_
3. \_\_\_\_\_
4. \_\_\_\_\_
5. \_\_\_\_\_
6. \_\_\_\_\_
7. \_\_\_\_\_
8. \_\_\_\_\_
9. \_\_\_\_\_
10. \_\_\_\_\_
11. \_\_\_\_\_
12. \_\_\_\_\_

# My Exercise Log

Name: \_\_\_\_\_



# Exercise Log







How many minutes of exercise do you do every day?

	During School Hours	Out of School Hours	Total
Monday			
Tuesday			
Wednesday			
Thursday			
Friday			
Saturday			
Sunday			



Total time during school hours	
Total time out of school hours	

# FRIDAY 1<sup>st</sup> MAY 2020

Fri	BREAKFAST	Joe Wicks PE lesson!	<p>Maths Complete <b>ASSESSMENT TASK</b> from 51Week 2 of learning set online and <b>HAND IN</b></p> 	K	<p>Complete Reading Task Day 5 Get your record signed!</p> 	 <p>ENGLISH TASK 5 from 51Week 1 of learning set online</p>	H	<p>LOG ONTO <b>SPAG.com</b> and complete test set</p> 	<p>RE- Complete Task set on Microsoft Teams</p> 	<p>Complete Art activity set on Microsoft Teams</p> 	<p>Spend time completing your <b>SPAG SATS</b> booklet</p> <p><b>MARK WITH AN ADULT</b></p>
-----	-----------	----------------------	--	---	--	--	---	---	---	---	---

At the end of your school day please **write a diary entry** about the events of your day!

You will need this for next week!!

# MATHS ASSESSMENT TASK

1. Go to 'Assignments' on Microsoft teams.
2. Click 'Friday Maths Assessment'
3. Write on the word document to answer the questions and then 'Hand in'.

Give yourself a maximum of half an hour.

**This must be done INDEPENDENTLY!**

**Assignment due: Friday 1<sup>st</sup> MAY at 3:00**

Reading Day 5

Friday 1<sup>st</sup> May

Read a book of your choice today.

Or

Read a story to a younger sibling/older sibling

Or

Listen to a David Walliams story on this link

<https://www.worldofdavidwalliams.com/?s=elevenses>

# ENGLISH DAY 5

## L.O. To write and punctuate indirect speech

What is indirect speech?

It is reporting/ telling someone what has been said by someone else

Watch this video for help!

<https://www.youtube.com/watch?v=L-wTVCBxyzk>



**“I want ice cream!” shouted the boy.  
This is DIRECT SPEECH.**

**There are speech marks to show what the boy actually said.**

**If I was watching this happen and wanted to report on what was being said I might say this:**

**The boy shouted **that he wanted** icecream.**

**I could also add more detail to my report – like this:**

**When walking down the road I saw a boy outside the icecream shop who shouted that he wanted icecream.**

**Checklist:**

- You DO NOT need speech marks
- You are reporting on what is being said (indirect speech is also called reporting speech)
- You will need to change the pronouns that are used in the statement. **I** becomes **he**
- You need to use PAST TENSE verbs. **want** becomes **wanted**

**TASKS:**

**In your workbooks work through as many tasks as you can. You can also complete them in Assignments.**

**Please complete TASK 1 and 2 at the least**

# ART LESSON WEEK 2

L.O. To use nature and the environment around us to create art

Using the photo below for inspiration, design your own piece of art using **recycled materials** and **things found outside**.

You could recreate the image below OR:

- A landscape scene (mountains, seaside, forest)
- A cityscape using cardboard or old LEGO bricks
- A self-portrait with objects from outside (stone for your nose, leaves for your hair)
- A dreamland using all different things found outside

Be as creative as you want!

**Post a picture of your art creation on Microsoft Teams to show your finished product!**

