

# Home Learning Pack

Monday 4<sup>th</sup> May – Thursday 7<sup>th</sup> May

Friday Bank Holiday – School Closed

## Where should I do my work?



















If you do not have access to Microsoft Teams, you can complete all learning in your home learning book.

We will ask you to complete **some** lessons in your home learning book – it is important you practice your handwriting.

Other lessons we will ask you to complete as an assignment directly on Microsoft Teams.

If possible, upload a picture of any of the learning you have completed in your book and post this on Microsoft Teams.

# Timetable for Home Learning Week Beginning 04.05.20

	8:30	9:00	9:30 - 10:30	10:30	10:45-11:15	11:15 - 12:15		1:20 -2:00	2:00-3:00	3:00 - 3:15
<b>Mon</b> 27.04.20	BREAKFAST	Joe Wicks PE lesson!	Maths Complete <b>DAY 1</b> from SIWeek 2 of learning set online 	B	Complete Reading Task Day 1 Get your record signed! 	ENGLISH TASK 1 from SIWeek 1 of learning set online 	L	Complete SPAS activity 1 Then log onto classroom secrets	 Complete Science Lesson posted on Microsoft Teams Watch video/ Read information and then complete activity	Spend time completing your <b>READING SATS</b> booklet  <b>MARK WITH AN ADULT</b>
<b>Tues</b> 28.04.20	BREAKFAST	Joe Wicks PE lesson!	Maths Complete <b>DAY 2</b> from SIWeek 2 of learning set online 	R	Log onto READ THEORY 	 ENGLISH TASK 2 from SIWeek 1 of learning set online	U	Complete SPAS activity 2 Then log onto classroom secrets	Complete Art activity set on Microsoft Teams  Complete Music Lesson Posted on Microsoft Teams 	Log onto <b>TIMES TABLE ROCKSTARS</b>  Also Check Microsoft Teams
<b>Wed</b> 29.04.20	BREAKFAST	Joe Wicks PE lesson!	Maths Complete <b>DAY 3</b> from SIWeek 2 of learning set online 	W	Complete Reading Task Day 3 Get your record signed! 	 ENGLISH TASK 3 from SIWeek 1 of learning set online	N	Complete SPAS activity 3 Then log onto classroom secrets	<b>Helping Our World</b>  Choose an activity that you would like to complete from the grid of activities 	Spend time completing your <b>MATHS SATS</b> booklet  <b>MARK WITH AN ADULT</b>
<b>Thurs</b> 30.04.20	BREAKFAST	Joe Wicks PE lesson!	Maths Complete <b>DAY 4</b> from SIWeek 2 of learning set online 	A	Log onto READ THEORY 	 ENGLISH TASK 4 from SIWeek 1 of learning set online	C	Complete SPAS activity 4 Then log onto classroom secrets	Complete French workbook  Complete P.E lesson set 	Log onto <b>TIMES TABLE ROCKSTARS</b>  Also Check Microsoft Teams
<b>Fri</b> 01.05.20	<b>Friday Bank Holiday</b>									





# Afternoon Tasks

You may complete these tasks on different days if you wish to – but here is a timetable of tasks to complete in the afternoons.

DAY	TASK
MONDAY	SCIENCE – Complete task ( <b>posted in Microsoft Teams</b> )
TUESDAY	ART and Music ( <b>other activities may be posted in Teams</b> )
WEDNESDAY	GEOGRAPHY – Complete task ( <b>posted in Teams</b> )
THURSDAY	FRENCH and PE – Complete French workbook and PE lesson ( <b>posted in Teams</b> )
FRIDAY	BANK HOLIDAY – NO SCHOOL

**Remember – Spend 10 minutes at the end of each day on your 10 minute tests, TTRS or Checking Microsoft Teams!**

# MONDAY 4<sup>th</sup> May 2020

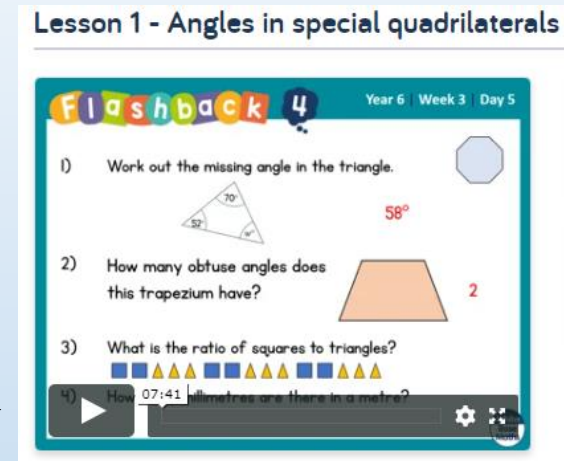
	8:30	9.00	9: 30 - 10:30	10.30	10.45-11.15	11:15 - 12:15		1: 20 -2.00	2 :00-3:00	3.00 - 3.15
Mon	BREAKFAST	Joe Wicks PE lesson!	<p>Maths Complete <b>DAY 1</b> from S1Week 2 of learning set online</p> 	B	<p><b>Complete Reading Task Day 1</b> Get your record signed!</p> 	<p>ENGLISH TASK 1 from S1Week 1 of learning set online</p> 	L	<p>Complete <b>SPAG activity 1</b></p> <p>Then log onto classroom secrets</p>	 <p>Complete Science Lesson posted on Microsoft Teams Watch video/ Read information and then complete activity</p>	<p>Spend time completing your <b>READING SATS</b> booklet</p> <p><b>MARK WITH AN ADULT</b></p>

Please continue to write your diary 😊

# MATHS DAY 1 – SPAIN Maths Group

LO: To calculate angles in special quadrilaterals.

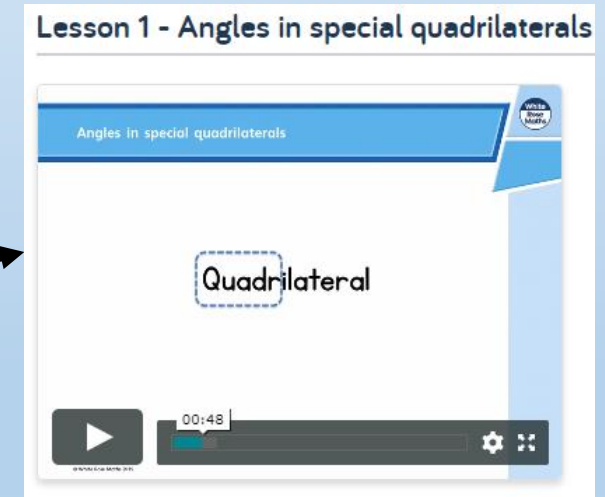
- Click the link: <https://whiterosemaths.com/homelearning/year-6/>
- Find: Summer Term - Week 2 (w/c 27th April) – and click the + (The dates are a week behind)
- Now find Lesson 1 (Angles in special quadrilaterals)



1. Watch the first 5 seconds and complete the ‘flashback’ starter in your **workbooks** (you will need to pause the video). When you finish, continue watching to mark your answers.

2. Continue watching the video, listening carefully and making notes if you need to. You might need to pause it again if it asks you to ‘have a go’ at some questions (do this in your workbooks).

3. TASK: Go to ‘assignments’ on Microsoft teams and complete ‘Spain Maths Day 1’. Write on the word document to answer the questions and then ‘hand in’.



Complete as much as you can- they get harder as they go along!

# MATHS DAY 1 – CANADA/ENGLAND Maths Group

LO: To understand  
common factors

## STARTER (complete in workbooks)

$$\frac{3}{8} + \frac{7}{8} =$$

$$2.81 + 0.006 =$$

$$810 \div 9 =$$

$$67.1 \times 100 =$$

$$5.03 \div 100 =$$

A **factor pair** are two numbers that multiply together to make a number.

For example:

The factors of **12** are (3,4) (12, 1) and (6, 2)

The factors of **20** are (4, 5) (20, 1) and (10, 2)

### Common factors:

Some numbers might have common factors. This is when they have the same factors as each other.

We can work these out by writing their factors first.

The common factors of **20** and **12** are:  
**1, 2 and 4**

Factors of 20	Factors of 12
20	12
<b>1</b>	<b>1</b>
10	6
<b>2</b>	<b>2</b>
<b>4</b>	3
5	<b>4</b>

**TASK: Go to 'assignments' on Microsoft teams and complete 'Canada/England Maths Day 1'.  
Write on the word document to answer the questions and then 'hand in'.**

# Reading Day 1 Monday 4<sup>th</sup> May

[Activity also posted on Microsoft Team](#)

LO: To make predictions based on clues given in the text

20 mins – Read your reading book or a book of your choice.

10 mins - 1) Write the date and LO.

2) Think about what has happened so far in your story. What could happen next?

3) Write a prediction about what will happen in the story and gives reasons for thinking this based on what you have read! – Give evidence!

4) Post your prediction on Microsoft Team.

You might inspire others to read the book.

Ask an adult to sign your reading record

# ENGLISH LESSON 1

L.O. To understand the difference between facts and opinions

**What are facts and opinions?**

**Watch this video for help!**

<https://www.bbc.co.uk/bitesize/topics/zs44jxs/articles/z3wgqhv>

**REMEMBER:**

Fact: Something that is **true**

Opinion: Something someone **believes** to be true

The difference is in BELIEF – some people have different beliefs and views to others.  
If a statement is a FACT, it normally cannot be argued against

Which is the Fact, which is the opinion?

Example: Mrs Coulstock is a teacher = FACT → This is true and cannot be argued against.

Mrs Coulstock is a good teacher = OPINION → It could be argued that Mrs Coulstock is not a good teacher.

**TASKS: Complete as many tasks to help you understand Facts and Opinions.  
Please complete Tasks 1 and 2 at the least!**

**Extension activity:** <https://www.educationquizzes.com/ks2/english/fact-and-opinion/>

# SPAG LESSON 1

## L.O. To recap commas and where to use them

What is a comma used for?

There are many different uses for commas!

**Watch this video for help!**

<https://www.youtube.com/watch?v=IrgiehzpcTg>

**Commas tell the reader to make a brief pause, not as long as the pause for a full stop.**

They are a little bit more complicated than other punctuation marks because they have lots of uses.

Commas are used in:

Lists

To mark clauses or phrases

To show someone is about to speak

How is it being used here?

The antiques shop sells silver, paper, lanterns, drawers and vases.

The commas show it is a **list** of things!

The boy, who was only eight, won the award for best actor.

The commas show it is a separate **clause**! A relative clause!

Tommy shouted, "Help me please, I'm stuck in here!"

The commas show someone is about to **speak** AND there is a separate **clause**!

**TASK:** Complete the task on the next slide or go to Assignments and SPAG ACTIVITY 1  
Decide whether you need to put a comma into the sentence and WHY!

**Next log on to classroom secrets to complete a SPELLING GAME – your username and password is in your pack –**

<https://kids.classroomsecrets.co.uk/resource/year-5-and-year-6-spelling-game-1/>



# SPAG LESSON 1 – Also posted on TEAMS

- Task 1 - Decide whether the sentence needs a comma and rewrite it where you think the comma should go.
  - Tell me why the sentence needed a comma (list, between a clause, before someone speaks)
1. The wrapping paper had blue white red and yellow stripes.
  2. The shard the tallest building in Britain is located in London.
  3. The candle was burning brightly but I could see it was about to go out.
  4. Thomas smiled warmly and said “Good afternoon”.
  5. Dramatically the song finished with a bang!

Task 2 - Edit this paragraph putting commas and full stops where you think they need to go.

“Felicity, WILL you look this way!” exclaimed Mrs Appleton. “You have been fidgeting all morning!” Felicity tore her eyes reluctantly away from the small brown coin she was holding in her hand and tried to concentrate on her class teacher who was talking about maths - something to do with multiplication Felicity vaguely recalled She caught Matt’s eye and they grinned excitedly at each other This was it today was the day the two best friends had been waiting for this day for what had seemed an eternity Both of them had been looking at the clock every 5 minutes both willing the hands to move forwards faster so that they could be whisked off home by Felicity’s parents At lunch time they were going on holiday!

Science – Summer Week 3  
LO: To classify living things



Living things can be classified (sorted) in to groups.

Your task today is to identify the features of some different groups and give examples of the creatures within that group.

The notes you complete today in Science will be used to help in next week's English lessons.

Watch the two clips below.

Clip 1 = mammals, birds, fish, amphibians, reptiles

Clip 2 = insects

As you watch them, make notes in you HL book. Also make a note of any examples of that creature.

Example

Mammals: warm blooded, give birth to live young, covered in fur or hair ( fox, human, elephant)






<https://www.youtube.com/watch?v=dCm5CcQhU-c>

<https://www.youtube.com/watch?v=3166nK3Gym8>

## Classifying living things - Notes

Living Thing	Features	Examples
Mammal		
Reptile		
Fish		
Bird		
Amphibian		
Insect		

# TUESDAY 5<sup>th</sup> May 2020

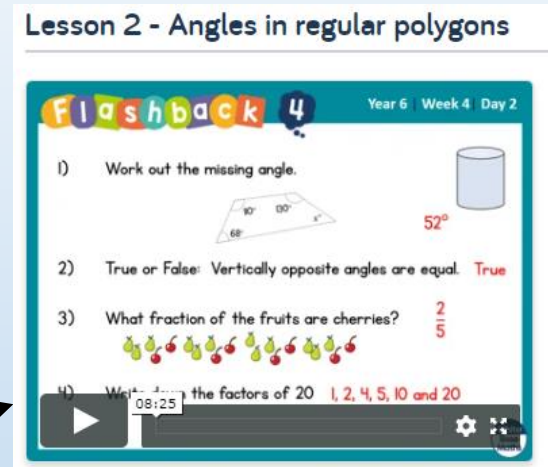
Tues	BREAKFAST	Joe Wicks PE lesson!	Maths Complete <b>DAY 2</b> from S1Week 2 of learning set online 	R	Log onto READ THEORY 	 ENGLISH TASK 2 from S1Week 1 of learning set online	U	Complete <b>SPAG activity</b> 2 Then log onto classroom secrets	Complete Art activity set on Microsoft Teams 	Complete Music Lesson Posted on Microsoft Teams 	Log onto TIMES TABLE ROCKSTARS  Also Check Microsoft Teams
------	-----------	----------------------	--	---	---	--	---	--	--	--	--

Please continue to write your diary 😊

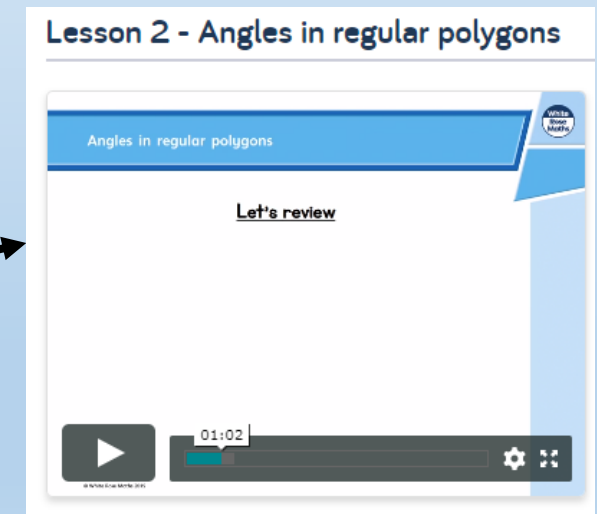
# MATHS DAY 2 – SPAIN Maths Group

LO: To calculate angles in regular polygons.

- Click the link: <https://whiterosemaths.com/homelearning/year-6/>
- Find: **Summer Term - Week 2 (w/c 27th April)** – and click the + (The dates are a week behind)
- Now find Lesson 2 (Angles in regular polygons)



1. Watch the first 5 seconds and complete the ‘flashback’ starter in your **workbooks** (you will need to pause the video). When you finish, continue watching to mark your answers.
2. Continue watching the video, listening carefully and making notes if you need to. You might need to pause it again if it asks you to ‘have a go’ at some questions (do this in your workbooks).
3. TASK: Go to ‘assignments’ on Microsoft teams and complete ‘Spain Maths Day 2’. Write on the word document to answer the questions and then ‘hand in’.



Complete as much as you can- they get harder as they go along!

# MATHS DAY 2 – CANADA/ENGLAND Maths Group

LO: To understand common multiples.

**STARTER (complete in workbooks)**

$$7462 + 9024 =$$

$$300 \times 9 =$$

$$3.71 \times 5 =$$

$$\frac{5}{12} - \frac{1}{12} =$$

$$6732 \div 8 =$$

A **multiple** of a number is a number in its times table (simple as that!)

For example:

The multiples of **3** are 3, 6, 9, 12, 15, 18, 21, 24, 27, 30...

The multiples of **4** are 4, 8, 12, 16, 20, 24, 28, 32, 36, 40...

**Common multiples:**

Some numbers might have common multiples. This is when they have the same number in both their times tables.

We can work these out by writing their times tables first.

The common multiples of **3** and **4** are:  
**12 and 24**

Multiples of 3	Multiples of 4
3	4
6	8
9	<b>12</b>
<b>12</b>	16
15	20
18	<b>24</b>
21	28
<b>24</b>	32
27	36
30	40

**TASK: Go to 'assignments' on Microsoft teams and complete 'Canada/England Maths Day 2'. Write on the word document to answer the questions and then 'hand in'.**

# Reading Day 2 Tuesday 5<sup>th</sup>

Log on to READTHEORY and complete your reading.

<https://readtheory.org/>

# ENGLISH LESSON 2

L.O. To turn quotes into direct and indirect/reported speech

What is the difference between direct and indirect/reported speech?

The main difference is speech marks!

What is indirect speech?

It is reporting/ telling someone what has been said by someone else

Watch this video for help!

<https://www.youtube.com/watch?v=L-wTVCByxzk>

What is direct speech?

The exact words that a person is speaking or has spoken

Watch this video for help!

<https://www.youtube.com/watch?v=ONxUeHUMMRc>

Which type had speech marks/ inverted commas?

Direct Speech!

Example:

"I want ice cream!" shouted the boy.

This is direct speech – it has the exact words said by the boy in speech marks/inverted commas

The boy shouted that he wanted icecream.

This is indirect speech or reported speech – this has been said by someone else about the boy.

TASKS:

1. Go and interview some friends or family members! What do they think about the lockdown and the work you have been completing?
2. Now turn these quotes into direct speech or reported speech for your newspaper article!

Extension activity: Can you find pictures that you are going to use to accompany your article?



# SPAG LESSON 2

## L.O. To recap semi-colons and where to use them

What is a semi-colon?

It can replace conjunctions like AND!

Watch this video for help!

<https://www.bbc.co.uk/bitesize/topics/zvwwwxb/articles/zshfdxs>

Semi-colons are mainly used within a sentence to separate clauses. The clauses must be on the same theme and not be joined together with a conjunction; the semi-colon takes the place of the conjunction within the sentence.

It was cold and the sun was shining.

It was cold; the sun was shining.

Remember that clauses have a VERB!

WAS is a tricky verb!

If there is no verb then it is a PHRASE.

**TASK:** Complete the quiz set in Assignments!

Insert a **semi-colon** in the correct place in the sentence below.

Frank would like to go to Cornwall next summer ; he might also visit France in the spring.

There are two separate clauses here

1 mark

Next log on to classroom secrets to complete a **SPELLING GAME** – your username and password is in your pack -

<https://kids.classroomsecrets.co.uk/resource/year-6-spellings-and-definitions-matching-activity-1/>

# ART Lesson

## Tuesday 5<sup>th</sup> May 2020

L.O. To turn old photos into natural art!



1. Find an old photo of you
  2. Collect leaves, twigs petals from outside to form your fashion item or landscape.
  3. Create a new picture with all that you have collected.
- You can use the petals to form a dress, or use feathers to create a new head dress!
  - You may even want to create a whole new landscape with what you have collected and cover your picture in giant flowers!
4. Use the pictures to help inspire your creation!

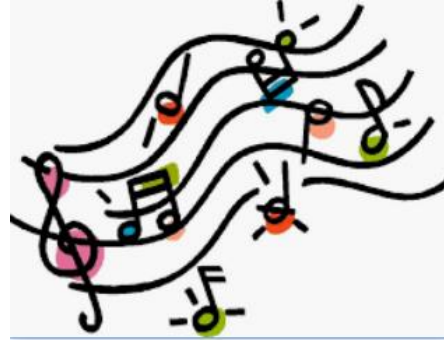
# MUSIC Lesson

## Tuesday 5<sup>th</sup> May 2020

### LO: To research my favourite musician.

**Task 1:** Can you remember what these musical terms mean?

1. Dynamics =
2. Tempo=
3. Verse =
4. Texture =



**Task 2:** Create a fact file about your favourite musician.

Here are some questions to help:

What is their musical style? Tell us more about this style of music

What inspires them?

How successful have they been?

What was their early life like?

**Ed Sheeran**

**Early Life**  
Ed Sheeran was born on 17th February 1991 in West Yorkshire. He writes songs, sings and plays the guitar. Sheeran learned to play the guitar while at primary school.

He and his family moved to Suffolk when he was young and he began writing songs at high school. Ed started recording music in 2004 and moved to London in 2008, playing in different venues around the city.

**Career**  
In 2011, Ed was signed by Asylum Records. Not long after this, his first single, 'The A Team', was released and sold over 58 000 copies in the first week. The single was also very popular in many other countries around the world.


His first album was called '+', which featured many hits such as 'You Need Me, I Don't Need You' and 'Lego House'. After the huge success of this album, Sheeran won Brit awards in 2012. He also performed at the closing ceremony of the London 2012 Olympic Games.

In 2013, Sheeran supported Taylor Swift on her tour which saw his popularity rise in the USA. In June 2014, Sheeran got his first number one hit in the UK with 'Sing', and then his second album, 'x', was released. This album reached number one in both the UK and the USA.





Ed took a break from music and social media, before returning with his most recent album '=' in 2017. It went straight to number one in several countries.

Sheeran was one of the main acts at Glastonbury Festival in 2017. He performed with his trademark loop pedal and guitar. Ed creates all the sounds on stage by himself, repeats them to build up the backing track then sings over the top.

**Did You Know?**  
Ed has been awarded an MBE for his services to charity and music.



# WEDNESDAY 6<sup>th</sup> May 2020

Wed	BREAKFAST	Joe Wicks PE lesson!	Maths Complete <b>DAY 3</b> from S1Week 2 of learning set online 	E	Complete Reading Task Day 3 Get your record signed! 	 ENGLISH TASK 3 from S1Week 1 of learning set online	N	Complete <b>SPAG activity</b> 3 Then log onto classroom secrets	<b>Our Changing World</b> Choose an activity that you would like to complete from the grid of activities 	Spend time completing your <b>MATHS SATS</b> booklet  <b>MARK WITH AN ADULT</b>
-----	-----------	----------------------	--	---	---	--	---	--	--	--

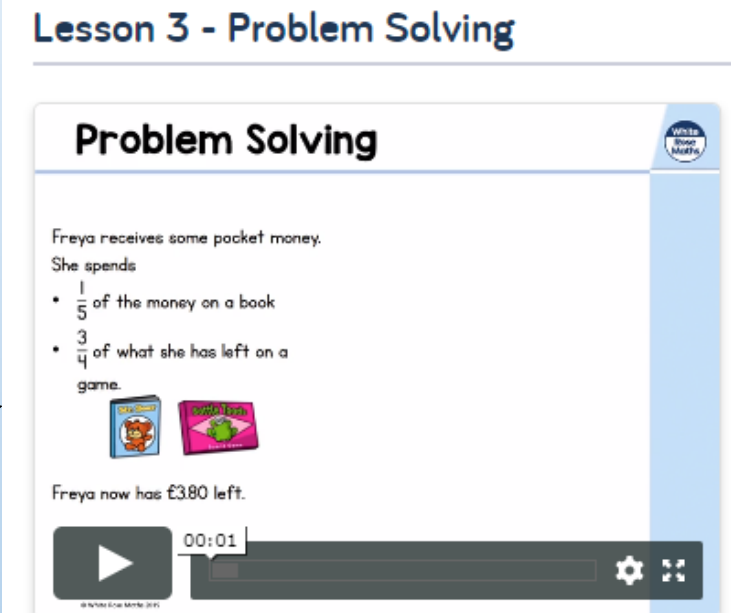
Please continue to write your diary 😊

# MATHS DAY 3 – SPAIN Maths Group

LO: To problem solve.

- Click the link: <https://whiterosemaths.com/homelearning/year-6/>
- Find: **Summer Term - Week 2 (w/c 27th April)** – and click the + (The dates are a week behind)
- Now find Lesson 3 (Problem solving)

1. Watch the video, listening carefully and making notes if you need to. You might need to pause it again if it asks you to ‘have a go’ at some questions (do this in your workbooks).
2. TASK: Go to ‘assignments’ on Microsoft teams and complete ‘Spain Maths Day 3’. Write on the word document to answer the questions and then ‘hand in’.



The screenshot shows a video player interface for a lesson titled "Lesson 3 - Problem Solving". The video content displays a math problem: "Freya receives some pocket money. She spends  $\frac{1}{5}$  of the money on a book" (with a book icon) and " $\frac{3}{4}$  of what she has left on a game" (with a game icon). Below the problem, it states "Freya now has £3.80 left." The video player includes a play button, a progress bar at 00:01, and settings icons.

Complete as much as you can- they get harder as they go along!

# MATHS DAY 3 – CANADA/ENGLAND Maths Group

LO: To understand prime numbers.

**STARTER (complete in workbooks)**

$$3408 - 573 =$$

$$50\% \text{ of } 2350 =$$

$$60\,100 - 900 =$$


$$14.4 - 6.59 =$$

$$309\,712 - 69\,087 =$$

A **prime** number is a number that only has **one** factor pair (1 x itself)

For example:

The factors of **17** are (17, 1)  **17** is a prime number

The factors of **8** are (8, 1) and (4, 2)  **8** is **not** a prime number

Mini task:

In your workbooks, list all the prime numbers under 20.



**TASK: Go to 'assignments' on Microsoft teams and complete 'Canada/England Maths Day 3'. Write on the word document to answer the questions and then 'hand in'.**

# Reading Day 3 Wednesday 6<sup>th</sup>

[Activity also posted on Microsoft Team](#)


LO: To infer meaning, explain and retrieve information

Watch the clip below and then answer the questions in your home learning books.



<https://www.youtube.com/watch?v=RSxOjBljyhI>

Remember to get your reading records signed by an adult.




What does the word companion mean?



What games do Monty and the boy play in the garden?



Why does the boy look at his mother when he gives Monty a fishfinger?



Why do you think the author chose this piece of music for the advert?

# ENGLISH LESSON 3

## L.O. To plan and write a newsreport

What are the features of a newspaper report?



Watch this video for help! –

<https://www.bbc.co.uk/bitesize/topics/z2yycdm/articles/z2gk9qt>

Your task is to write an article for the All Saints Newsletter! It will be titled: “A day in the life of a year 6 in Lockdown”

**Purpose:** to inform

**Audience:** parents and families at All Saints

To be successful you will need to include:

An introductory paragraph containing the 5 w’s (what where, when, who and why)  
The main body of paragraphs that present the main events in chronological order

Facts about the event

Opinions of people that have been interviewed

Pictures with captions

Direct Speech

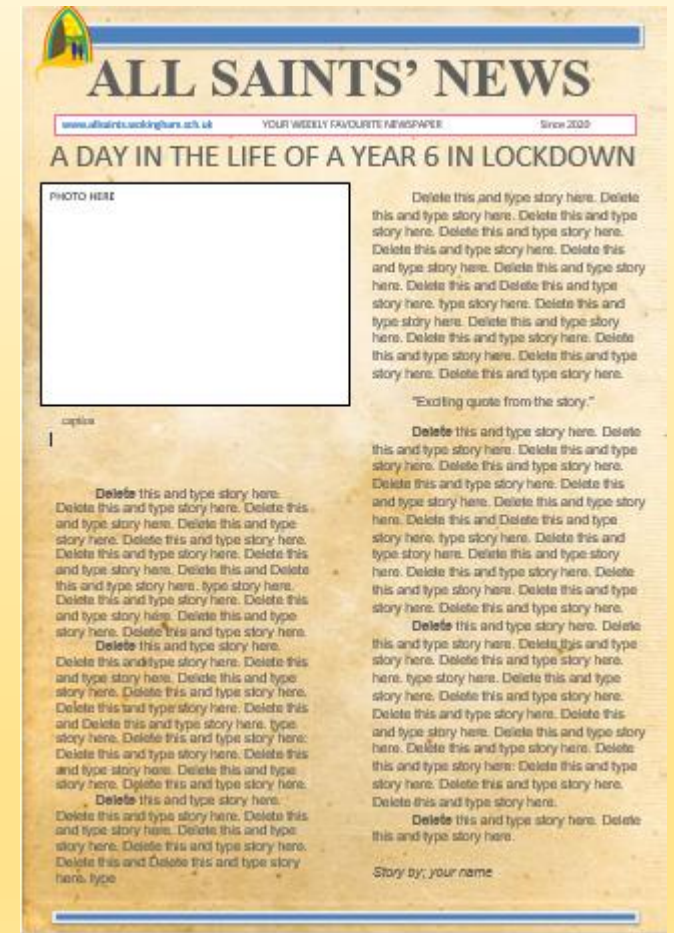
Reported Speech

Formal language and tone

A concluding paragraph to explain what might happen next

### TASKS:

1. Plan what you are going to write about. Make notes about your introduction, main body and conclusion. Choose a picture to include in your article.
2. Begin writing your introduction and main body using the template provided



**Challenge:** Can you come up with a more interesting headline that includes a pun?

# SPAG LESSON 3

L.O. To recap colons and where to use them

What is a colon?

Acts like an equals!

[https://www.youtube.com/watch?time\\_continue=51&v=1FifloC0t5A&feature=emb\\_title](https://www.youtube.com/watch?time_continue=51&v=1FifloC0t5A&feature=emb_title)

A colon has 2 different jobs:

1. It is used to introduce a list of items

**Your child will need many items for their residential trip: a sun hat, trainers, pyjamas and a towel.**

2. It is used to separate clauses and can act like an equals sign between them

**A whale is not a fish: it is a warm-blooded mammal.**  
**All the children agreed: chocolate was the best ice-cream flavour.**

Tick one box to show the correct place for a **colon** in the sentence below.

I decided it was time to leave : I needed to  
avoid the evening traffic.

Where are the separate clauses?

**TASK: Log into SPAG.com to complete the test on semi-colons and colons to check your understanding!**  
**Go to Test: Semi-colons & colons (A)**

Next log on to classroom secrets to complete a **SPELLING GAME** – your username and password is in your pack -

<https://kids.classroomsecrets.co.uk/resource/year-5-and-year-6-spelling-game-3/>

# Our Changing World



**Watch a video from the Newsround on the scouts and choose a craft activity that they suggest would be fun to complete!**

<https://www.bbc.co.uk/newsround/52227592>

**Choose a news story that has inspired you – something kind that someone has done or something you think is incredible and try to recreate it in Lego!**

**Challenge: Can you create your own animation of the news story in Lego? Watch the video below for inspiration**

<https://www.bbc.co.uk/newsround/52227592>








**Watch the video on how our animals are being affected by coronavirus. Design a poster for how we can help these animals.**

<https://www.bbc.co.uk/newsround/52227592>

**Watch the video about birthdays in lockdown. Find out if any of your friends are having a birthday during lockdown and design a lockdown birthday party. Write a card that you can send in the post to them. Design decorations that can be put up in the house.**

<https://www.bbc.co.uk/newsround/52227592>

# THURSDAY 7<sup>th</sup> May 2020

Thurs	BREAKFAST	Joe Wicks PE lesson!	Maths Complete <b>DAY 4</b> from S1Week 2 of learning set online 	A	Log onto READ THEORY 	 ENGLISH TASK 4 from S1Week 1 of learning set online	C	Complete SPAG activity 4 Then log onto classroom secrets	Complete French workbook 	Complete P.E lesson set 	Log onto TIMES TABLE ROCKSTARS  Also Check Microsoft Teams
-------	-----------	----------------------	--	---	---	--	---	---	--	--	--

Please continue to write your diary 😊

# MATHS DAY 4 – SPAIN Maths Group

LO: To problem solve.

- Click the link: <https://whiterosemaths.com/homelearning/year-6/>
- Find: **Summer Term - Week 2 (w/c 27th April)** – and click the + (The dates are a week behind)
- Now find Lesson 4 (Problem solving)

1. Watch the video, listening carefully and making notes if you need to. You might need to pause it again if it asks you to ‘have a go’ at some questions (do this in your workbooks).

2. TASK: Go to ‘assignments’ on Microsoft teams and complete ‘Spain Maths Day 4’. Write on the word document to answer the questions and then ‘hand in’.

Lesson 4 - Problem Solving

**Problem Solving**

A rectangle is cut into two pieces.

The area of A is  $\frac{5}{8}$  of the area of the rectangle.

The area of A is 28 cm<sup>2</sup> greater than the area of B.

00:00

Complete as much as you can- they get harder as they go along!

# MATHS DAY 4 – CANADA/ENGLAND Maths Group

LO: To understand squares and cubes.

## STARTER (complete in workbooks)

$$2687 + 698 =$$

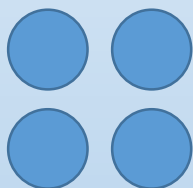
$$0.2 + 0.04 =$$

$$2.172 \times 1000 =$$

$$\boxed{\phantom{0000}} = 8825 + 7061$$

$$\frac{1}{6} + \frac{5}{6} =$$

I can arrange 4 counters to make a square.



This means 4 is a square number

Mini task in workbooks: Find 3 other square numbers

Sometimes we will be asked to work out:

$$2^2 \text{ (2 squared)}$$

This means  $2 \times 2$

$$2^2 = 4$$

In workbooks:  $3^2 = ?$

Sometimes we will be asked to work out:

$$2^3 \text{ (2 cubed)}$$

This means  $2 \times 2 \times 2$

$$2^3 = 8$$

In workbooks:  $3^3 = ?$

**TASK: Go to 'assignments' on Microsoft teams and complete 'Canada/England Maths Day 4'. Write on the word document to answer the questions and then 'hand in'.**

# Reading Day 4 Thursday 7<sup>th</sup>

Log on to READTHEORY and complete your reading.

<https://readtheory.org/>

# ENGLISH LESSON 4

## L.O. To write a newsreport

What does a good report have?



Watch this video for help! –

<https://www.youtube.com/watch?v=jztg9UQAYCE>

### REMEMBER:

To be successful you will need to include:

An introductory paragraph containing the 5 w's (what where, when, who and why)

The main body of paragraphs that present the main events in chronological order

Facts about the event

Opinions of people that have been interviewed

Pictures with captions

Direct Speech

Reported Speech

Formal language and tone

A concluding paragraph to explain what might happen next

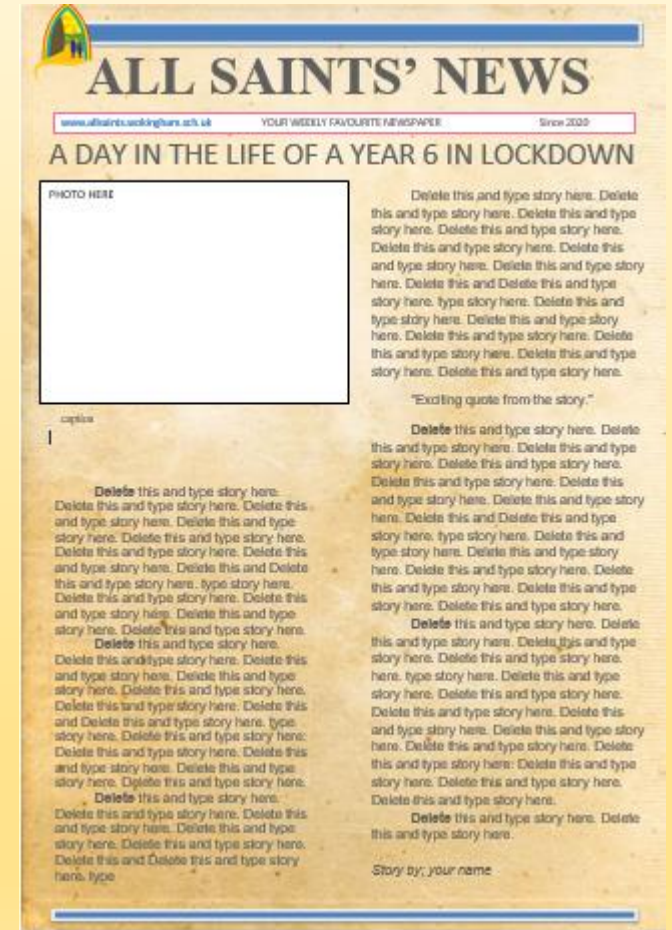
### TASKS:

Write and edit the rest of your report.

Remember to include – A picture with a caption

Reported speech from friends or family

Direct quotes/speech from friends, family or teachers!



**Challenge:** Can you create an exciting picture to include in your newsreport?

# SPAG LESSON 4

L.O. To practice editing a paragraph

What punctuation is needed in a paragraph?

. , ! ? ; :

Watch this video for help! –

<https://www.youtube.com/watch?v=8dqtJ6ox4yc>

**Task:** Edit the paragraph below. Rewrite it in your book and include the missing punctuation.  
**This is also posted in Assignments on TEAMS.**

I stare down at my shoes watching as a fine layer of ash settles on the worn leather. This is where the bed I shared with my sister, Prim, stood. Over there was the kitchen table The bricks of the chimney which collapsed in a charred heap provide a point of reference for the rest of the house. How else could I orient myself in this sea of gray Almost nothing remains of District 12. A month ago the Capitol's firebombs obliterated the poor coal miners' houses in the Seam the shops in the town even the Justice Building. The only area that escaped incineration was the Victor's Village I don't know why exactly Perhaps so anyone forced to come here on Capitol business would have somewhere decent to stay. The odd reporter. A committee assessing the condition of the coal mines. A squad of Peacekeepers checking for returning refugees.

# SPAG ACTIVITY 4

**Log on to classroom secrets to complete a SPELLING GAME**

<https://kids.classroomsecrets.co.uk/resource/year-6-spellings-and-definitions-matching-activity-2/>

– your username and password is in your pack –

**Next complete the wordsearch.**

**This is also posted on Microsoft Teams**



relevant

cemetery

sacrifice

achieve

rhyme

committee

soldier


interrupt

secretary

determined

# FRENCH THURSDAY 7<sup>th</sup> May

## Bonjour year 6!



- We are going to continue with our Moi et Toi booklet. By now you will probably have finished the first 4 pages.
- This week we are going to work on how to use adjectives to describe ourselves. We will be using the phrase 'I am', then using an adjective such as shy, sporty, tall, funny etc .
- You might want to add a quantifier, for example 'very' or 'quite'.
- Your task is to write a few sentences about yourself. You can use the online dictionary to find adjectives to describe yourself. Don't forget, if you are a girl you will need to make your adjectives feminine.
- Please write some sentences in your workbook – we will add them to the final booklet in a couple of weeks' time.

# FRIDAY 8<sup>th</sup> MAY 2020

## **Bank Holiday**

Learn how to cook something new!

Do some gardening.

Fix something that is broken.

Read a really nice book.

Make a den!

Play a fun game

Enjoy some free time with your family.

Have a chat about something completely random!