

# Home Learning Pack

Monday 18<sup>th</sup> May – Friday 22<sup>nd</sup> May

## Where should I do my work?























If you do not have access to Microsoft Teams, you can complete all learning in your home learning book.

We will ask you to complete **some** lessons in your home learning book – it is important you practice your handwriting.

Other lessons we will ask you to complete as an assignment directly on Microsoft Teams.

If possible, upload a picture of any of the learning you have completed in your book and post this on Microsoft Teams.

# Timetable for Home Learning Week Beginning 18.05.2020

		9:30 - 10:30	10.30	10.45-11.15	11:15 - 12:15		1:20 -2.00	2:00-3:00	3.00 - 3.15	
Mon 18.05.20	Wake up Wash Get dressed Breakfast <b>EXERCISE</b> <b>ROOM INSPECTION</b> Check Microsoft team	Maths Residential Challenge 1 	B	 Reading day 1	 English lesson 1 Biographies!	L	Fun SPAG Crossword/ Game	Science - Learn about Human Life Cycles Linked with English writing 	HAND IN any work onto Microsoft Teams	
Tues 19.05.20	Wake up Wash Get dressed Breakfast <b>EXERCISE</b> <b>ROOM INSPECTION</b> Check Microsoft team	Maths Residential Challenge 2 	R	 Reading day 2	 English lesson 2 Biographies!	U	Fun SPAG Crossword/ Game	Enrichment Activities 	HAND IN any work onto Microsoft Teams  5.30pm -Quiz Meeting	
Wed 20.05.20	Wake up Wash Get dressed Breakfast <b>EXERCISE</b> <b>ROOM INSPECTION</b> Check Microsoft team	Maths Residential Challenge 3 	E	 Reading day 3	English lesson 3 Biographies! 	N	Fun SPAG Crossword/ Game	Geography 	HAND IN any work onto Microsoft Teams  5.30pm - Fashion Show	
Thurs 21.05.20	Wake up Wash Get dressed Breakfast <b>EXERCISE</b> <b>ROOM INSPECTION</b> Check Microsoft team	Maths Residential Challenge 4 	A	 Reading day 4	English Lesson 4 Biographies! 		Fun SPAG Crossword/ Game	French 	PE 	HAND IN any work onto Microsoft Teams  5.30pm -Disco Meeting
Fri 22.05.20	Wash Get dressed Breakfast <b>EXERCISE</b> <b>ROOM INSPECTION</b> Check Microsoft team	Maths Residential Challenge 5 		 Reading Day 5	English Lesson 5 Biographies! 		Fun SPAG Crossword/ Game	ART 	Golden Time 	HAND IN any work onto Microsoft Teams  ENJOY HALF TERM!!

# Afternoon Tasks

You may complete these tasks on different days if you wish to – but here is a timetable of tasks to complete in the afternoons.

DAY	TASK
MONDAY	Science – Complete Task set on Teams ( <b>also found in Monday PPT</b> )
TUESDAY	Enrichment Activities! Complete Challenges ( <b>other activities may be posted in Teams</b> )
WEDNESDAY	GEOGRAPHY – Complete task ( <b>posted in Teams</b> )
THURSDAY	FRENCH and PE – Complete French workbook and PE lesson ( <b>posted in Teams</b> )
FRIDAY	Art – Complete tasks ( <b>posted in Microsoft Teams</b> )

**Remember – Spend 10 minutes at the end of each day on your 10 minute tests, TTRS or Checking Microsoft Teams!**

# MONDAY 18<sup>th</sup> May 2020

		9:30 - 10:30	10.30	10.45-11.15	11:15 - 12:15		1:20 -2.00	2 :00-3:00	3.00 - 3.15
Mon	<p>Wake up Wash Get dressed Breakfast <b>EXERCISE!</b> <b>ROOM INSPECTION</b> Check Microsoft team</p>	<p>Maths Residential Challenge 1</p> 	B	 <p>Reading day 1</p>	 <p>English lesson 1 Biographies!</p>	L	<p>Fun SPAG Crossword/ Game</p>	<p>Science - Learn about Human Life Cycles Linked with English writing</p> 	<p><b>HAND IN any work onto Microsoft Teams</b></p>

Room inspections at 9am! Parents please post your child's score onto Teams!!

Please continue to write your diary 😊

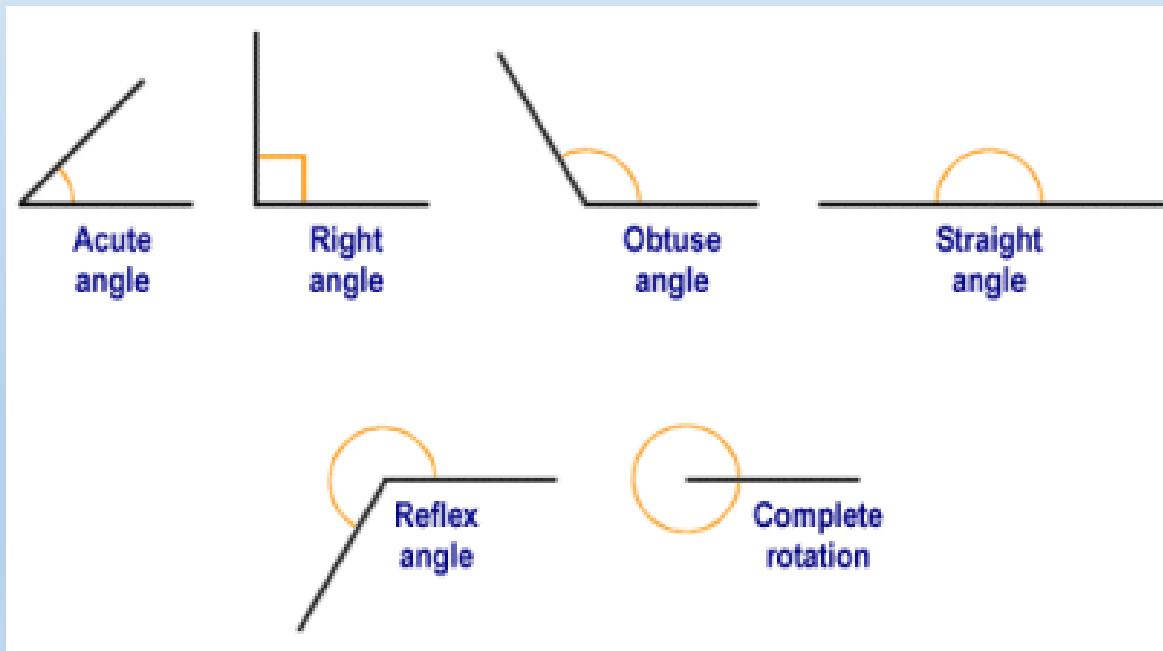
# 'RESIDENTIAL MATHS' DAY 1

LO: To enjoy maths outside!

## Angle hunt!



Remember all the different angles that exist:



### Task:

Can you go outside and find these angles amongst nature?

If you can't find these angles, maybe you could create them using items in your garden.

**Challenge:** Could you estimate the size of each angle you've found? What are they all added together?

Take a few pictures of your findings and attach them to the assignment on Microsoft teams, called, 'Residential Maths Day 1'

# Reading Day 1 Monday 18<sup>th</sup> May 2020

[Activity also posted on Microsoft Team](#)

LO: To understand a character's journey

20 mins – Read your chosen book

10 mins - 1) Write the date and LO.

2) Write a character description of one of the character's in your book

3) Use the template provided to help you structure it.

4) You can print this off and attach a picture or hand in on Teams.

You might inspire others to read the book.

Ask an adult to sign your reading record

# Reading Day 1 Monday 18<sup>th</sup> May 2020

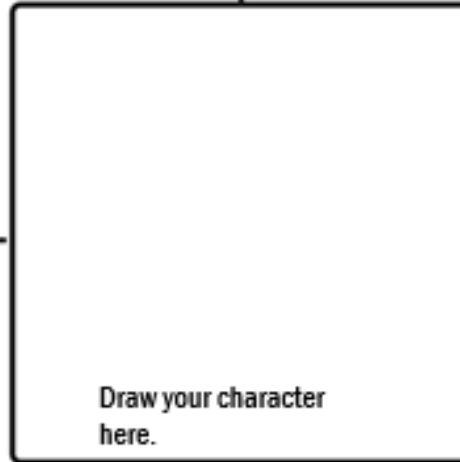
My character is \_\_\_\_\_

Name: \_\_\_\_\_



What was the character's problem? Did they manage to solve their problem? If so, how?

What do you know about the character?



Draw your character here.



What are the character's traits?

How did the character change over time?



# ENGLISH LESSON 1

L.O. To practice and improve comprehension skills

Today we are going to complete some reading linked to your Science

What skills can we use when reading?

Skimming and Scanning

Watch this video for help!

<https://www.bbc.co.uk/teach/skillswise/skimming-and-scanning/zd39f4j>

## Top Tips:

- Read it ALL through once!
- Then skim read for where you think answers might be!
- Use the headings to help you navigate information: Headings tell you what the information is about!
- Use question words to help you understand what to look for in an answer!
- What question – you are looking for a thing!
- Why question – you need to look for because!
- When question – You need to look for a Time or Month or Year!

## TASKS:

1. Read the text on Sir David Attenborough
2. Complete the questions about the information text.

Extension activity: Research him and see if you can find out anything that could be added to this information text

### Sir David Attenborough – Naturalist and Presenter



As the world's most famous naturalist, Sir David Attenborough has brought amazing wildlife to television screens for over 50 years. From series such as Life on Earth to Frozen Planet, his documentaries have inspired **generations** to learn more about the natural world.

#### Early Years

Born in 1926, David Frederick Attenborough into a well-off family with two brothers, John and Richard. During World War II, his parents took in two Jewish girls who had fled the Nazis and they were treated like family. His brother Richard went on to great success as an actor and film-maker, starring in Hollywood **blockbuster** films such as Jurassic Park.

David became fascinated by natural history in his early childhood. In fact, by the age of seven he had already created his very own "museum" of bird eggs, old stamps and ancient fossils.

#### University and Early Career

After school, David studied natural sciences at Cambridge, but was **reluctant** to become an academic, disliking the idea of being stuck in labs and lecture theatres all his life. On finishing his studies, David joined the Royal Navy hoping to see the world, but didn't get very far; he was posted to North Wales and Scotland.

# SPAG LESSON 1

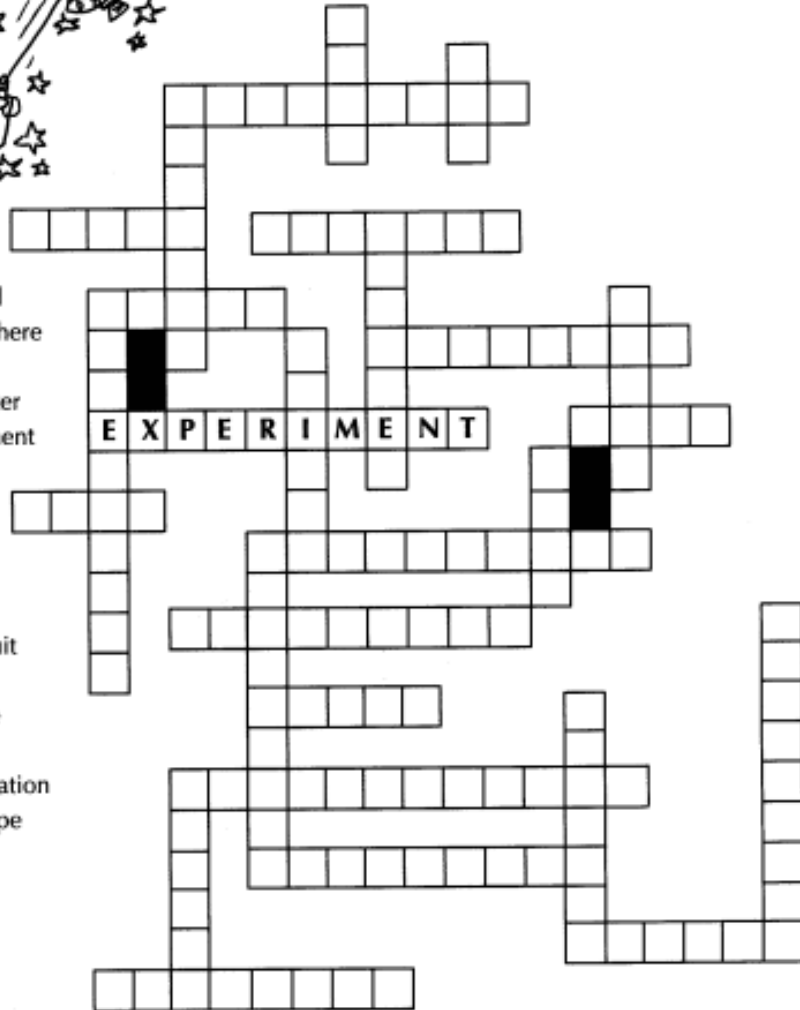
## Happy Landing



Help Gouda fit these space words into the puzzle below. The first word is done for you.

**Down**  
Astronaut  
Crew  
Flight  
Fuel  
Mir  
Pilot  
Pioneer  
Scientist  
Shuttle  
Supersonic  
System  
Voyager

**Across**  
Asteroid  
Atmosphere  
Comet  
Computer  
Experiment  
Gravity  
Moon  
NASA  
Orbit  
Probe  
Spacesuit  
Rocket  
Satellite  
Solar  
Spacestation  
Telescope



Time for some fun!

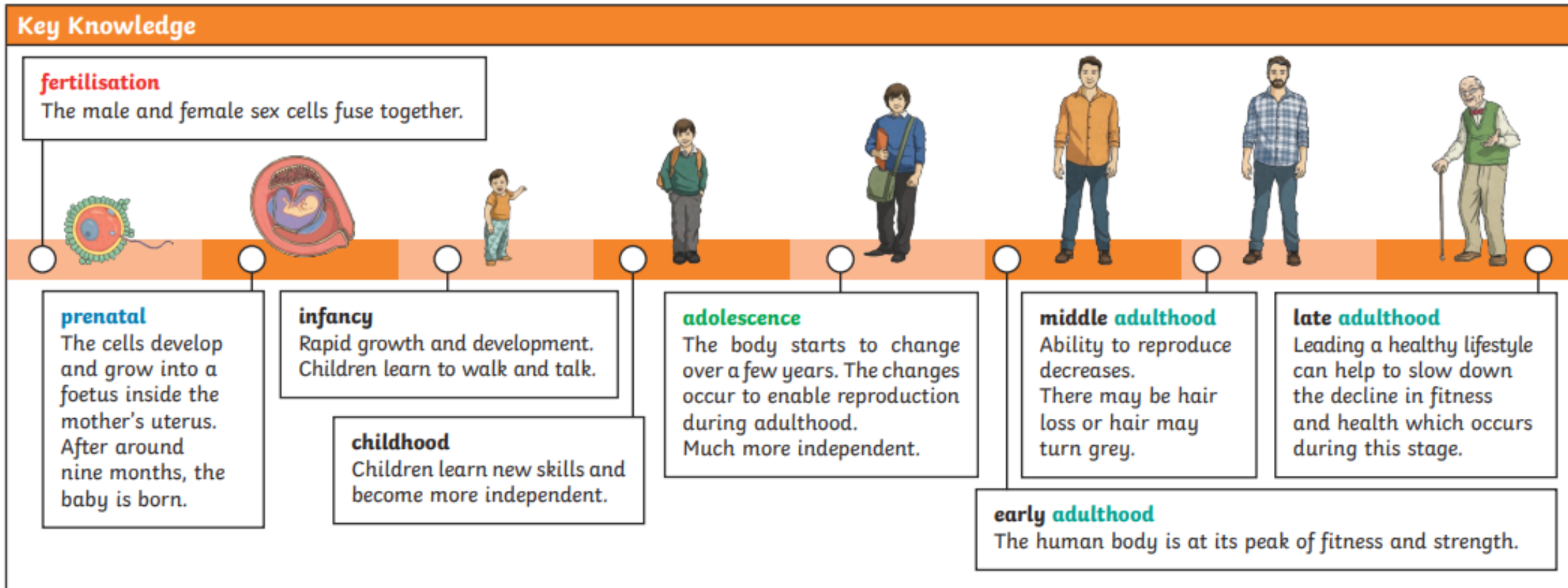
You will need to print this page to complete the puzzle.

If you cannot print this page then why not copy the puzzle into your workbook!

Next log on to classroom secrets to complete a **SPELLING GAME** – your username and password is in your pack – [https:// kids.classroomsecrets.co.uk/resource/year-5-and-6-spelling-activity-10/](https://kids.classroomsecrets.co.uk/resource/year-5-and-6-spelling-activity-10/)

# Science Task 3

LO: To understand the stages of the human lifecycle



<https://www.bbc.co.uk/bitesize/topics/zgssgk7/articles/z2msv4j>

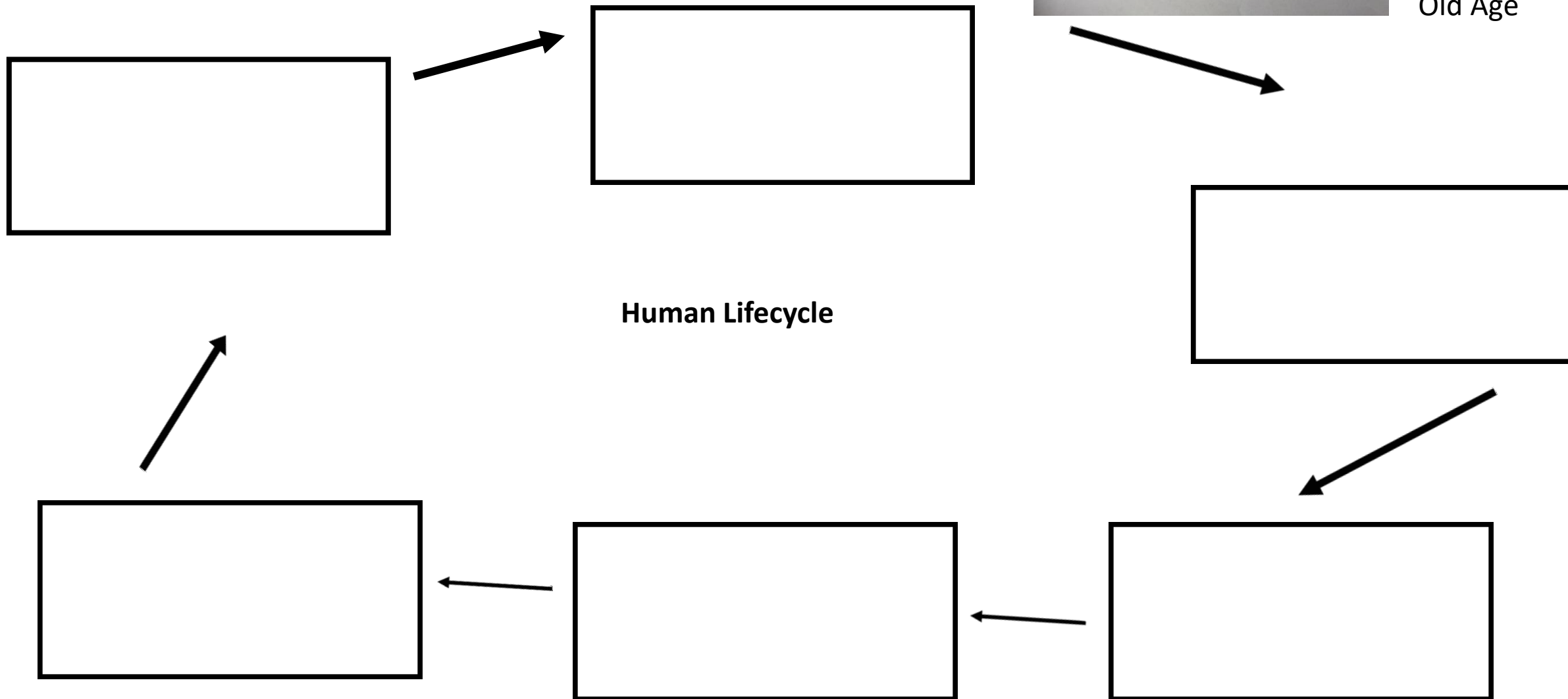
Click on the link to watch a BBC bitesize video about the human lifecycle

Activity – draw or cut out a picture, maybe from a newspaper or magazine, to represent each stage of the human lifecycle. Add information to explain what happens during each stage.

Example




Baby  
Toddler  
Childhood  
Adolescence  
Adulthood  
Old Age



Human Lifecycle

# TUESDAY 19<sup>th</sup> May 2020

Tues	Wake up Wash Get dressed Breakfast <b>EXERCISE!</b> <b>ROOM INSPECTION</b> Check Microsoft team	Maths Residential Challenge 2 	R	 Reading day 2	 English lesson 2 Biographies!	U	Fun SPAG Crossword/ Game	Enrichment Activities 	HAND IN any work onto Microsoft Teams  4.30pm - Quiz Meeting!!
------	---	---	---	---	---	---	--------------------------------	--	---

Room inspections at 9am! Parents please post your child's score onto Teams!!

Please continue to write your diary 😊

# 'RESIDENTIAL MATHS' DAY 2

LO: To enjoy maths outside!

## Our survey says...

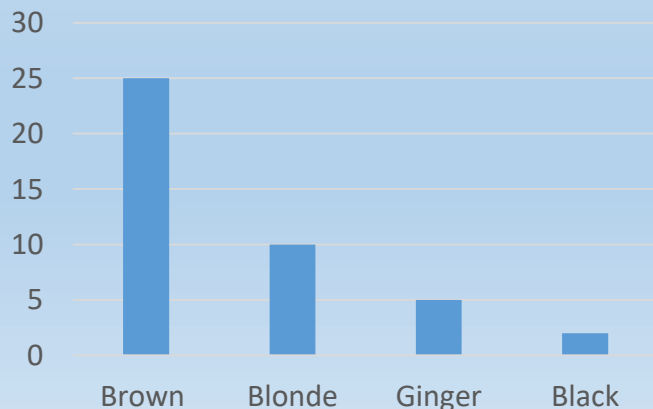
A **survey** is a way of collecting data (information in the real world).

For example:

The hair colour in Year 6

Brown	Blonde	Ginger	Black
25	10	5	2

This can then be shown on a graph. For example:



**Task:** Go outside and take a survey of something you can see. You could take a survey on:

- How many different coloured cars are on the road
- The different types of trees in your garden
- The different types of insects you can find in an area of your garden
- Anything else that you can think of!

Then show your data on a bar graph. This can be colourful. If you'd like, you could create the bar chart using sticks and leaves from your garden too!

**Challenge:** Can you draw a pie chart to represent your data?

Take a few pictures of your findings and attach them to the assignment on Microsoft teams, called, 'Residential Maths Day 2'

# Reading Day 2 Tuesday

Log on to READTHEORY and complete your reading.

<https://readtheory.org/>

# ENGLISH LESSON 2

Tuesday 19<sup>th</sup> May 2020

## L.O. To understand and identify the features of a biography

A **biography** is an account of someone's life written by someone else. Today we are going to find the features so we know what to include in our own biography.

Warm up: What is the meaning of this word?

Anecdote:

Are there any features that are different or the same as a report?

What other features are there of a Biography?


This week we are going to be writing a biography!

What is this called?

What are these called?

Features:	Examples
Use of proper nouns	Names of people and places (capital letter)
Use of specific dates	
Use of time connectives and phrases	After that, When he finished university,
Use of expanded noun phrases	World's most famous naturalist
Funny anecdotes to engage the reader	
Some subject specific vocabulary (linked to the person)	natural history, bioanthropology
Use of direct quotes.	" ....."

Sir David Attenborough – Naturalist and Presenter



As the world's most famous naturalist, Sir David Attenborough has brought amazing wildlife to television screens for over 50 years. From series such as Life on Earth to Frozen Planet, his documentaries have inspired **generations** to learn more about the natural world.

Early Years

Born in 1926, David Frederick Attenborough into a well-off family with two brothers, John and Richard. During World War II, his parents took in two Jewish girls who had fled the Nazis and they were treated like family. His brother Richard went on to great success as an actor and film-maker, starring in Hollywood **blockbuster** films such as Jurassic Park.

David became fascinated by natural history in his early childhood. In fact, by the age of seven he had already created his very own "museum" of bird eggs, old stamps and ancient fossils.

University and Early Career

After school, David studied natural sciences at Cambridge, but was **reluctant** to become an academic, disliking the idea of being stuck in labs and lecture theatres all his life. On finishing his studies, David joined the Royal Navy hoping to see the world, but didn't get very far; he was posted to North Wales and Scotland.

Sir David Attenborough – Naturalist and Presenter



As the world's most famous naturalist, Sir David Attenborough has brought amazing wildlife to television screens for over 50 years. From series such as Life on Earth to Frozen Planet, his documentaries have inspired generations to learn more about the natural world.

Early Years

Born in 1926, David Frederick Attenborough into a well-off family with two brothers, John and Richard. During World War II, his parents took in two Jewish girls who had fled Germany and they were treated like family. His brother Richard went on to great success as an actor and film-maker, starring in Hollywood blockbuster films such as Jurassic Park.

David became fascinated by natural history in his early childhood. In fact, by the age of seven he had already created his very own "museum" of bird eggs, old stamps and ancient fossils.

University and Early Career

After school, David studied natural sciences at Cambridge, but was reluctant to become an academic, disliking the idea of being stuck in labs and lecture theatres all his life. On finishing his studies, David joined the Royal Navy hoping to see the world, but didn't get very far; he was posted to North Wales and Scotland.

Family

In 1950 Attenborough married Jane Elizabeth Epsworth Oriel; she died in 1997. The couple had two children, Robert and Susan. Robert is a senior lecturer in bioanthropology for the School of Archaeology and Anthropology at the Australian National University in Canberra.

Joining the BBC

David joined the BBC in 1952. His boss at the BBC initially told Attenborough he shouldn't actually work in front of the cameras as his "teeth were too big" but he had always wanted to present wildlife documentaries and after several years he started to make a name for himself, making the successful Zoo Quest series. By 1965 he was elevated to the post of Controller of BBC2, where he oversaw the introduction of colour TV to Britain, and only a few years later was made Director of Programmes for BBC1 and BBC2.

Wild World

David returned to his first love of making natural history documentaries in 1973. Several successful years of making wildlife programmes peaked with his series Life on Earth in the late nineteen seventies, at the time the most ambitious series the BBC had ever produced.

KEY:

Use of a named individuals, places and things

Use of dates of specific events

Use of time conjunctions

Use of Expanded noun phrases

Funny anecdotes to engage the reader.

Use of topic specific vocabulary

Use of direct quotes

TASKS:

1. Answer the questions about Biographies
2. Using the text from yesterday about Sir David Attenborough, highlight features that you can find in this text – the first 2 paragraphs have been done for you.
3. Create your own word bank to use when writing your own biography.

The Working Process

David begins any series with a general outline of the questions he wants to ask and answer, followed by a dialogue over many months with the prospective programme's researchers and producers. Once a massive file of notes has been accumulated, only then does David begin his travels.

What is David like to work with?

David writes all his own scripts and has won literary prizes for his books. The great presenter is no Prima Donna, always travelling economy class with his film crew, only accepting offers for airline upgrades if it extends to his crew as well. A modest David has been quoted as saying, "People assume I do all the work. I keep having to tell them, it was the cameraman, not me".

Quite apart from the extensive travel to often dangerous regions, David is willing take risks for his shows. He let himself be attacked by military ants in Africa, abseiled down a rainforest tree his late 60s and is the oldest person to set foot on the North Pole! In fact the plucky presenter has only two aversions: rats, and anywhere (like dark caves) where there might be rats.

A National Treasure

David Attenborough was named as the most trusted celebrity in Britain in a 2006. He has also been named among the 100 Greatest Britons alongside Winston Churchill, Princess Diana and Charles Darwin. At the age of 88, he is still producing natural history and films and has no intention of stopping. He said, "I just wish the world was twice as big and half of it was still unexplored"

\* bioanthropology


the study of how humans evolved

# SPAG LESSON 2

## In the Pond

Names of animals that live in and around a pond are given in this wordsearch. The words to find are:

FROG      DRAGONFLY      BEAVER      MOSQUITO  
CRAYFISH      TADPOLE      FISH      SALAMANDER



Time for some fun!

You will need to print this page to complete the puzzle.

If you cannot print this page then why not copy the puzzle into your workbook!

Next log on to classroom secrets to complete a **SPELLING GAME** – your username and password is in your pack –





<https://kids.classroomsecrets.co.uk/resource/year-5-and-year-6-spelling-game-7/>

# Enrichment Activities!


This week you would all be participating in some amazing activities either at school or away at Green Park!

It is unfortunate that we cannot be doing these activities with you but hopefully getting to choose some of these fun activities this afternoon may help!

**Instructions and Rules to all these games and activities are posted on TEAMS**

<p><b>Do a Scavenger Hunt!</b></p> 	<p><b>Play Capture the Flag!</b></p> 
<p><b>Create a cardboard arcade game!</b></p> <ul style="list-style-type: none"><li>- Mini Golf</li><li>- Basketball shootout</li><li>- Roller ball</li></ul> 	<p><b>Build a den!</b></p> 

# WEDNESDAY 20<sup>th</sup> May 2020

Wed	Wake up Wash Get dressed Breakfast <b>EXERCISE!</b> <b>ROOM INSPECTION</b> Check Microsoft team	Maths Residential Challenge 3 	E	 Reading day 3	English lesson 3 Biographies! 	N	Fun SPAG Crossword/ Game	Geography 	HAND IN any work onto Microsoft Teams <b>4.30pm - Fashion Show!</b>
-----	---	---	---	---	---	---	--------------------------------	--	--

Room inspections at 9am! Parents please post your child's score onto Teams!!

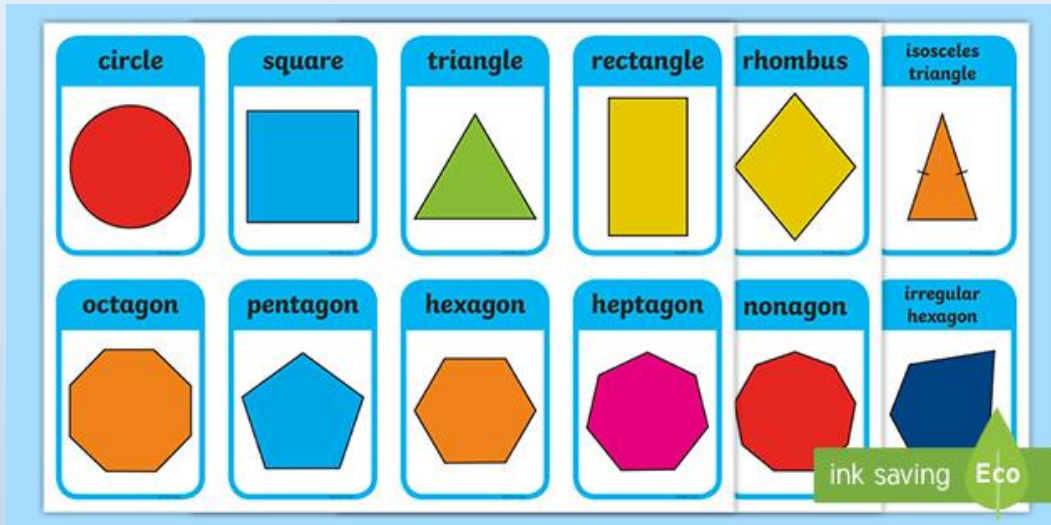
Please continue to write your diary 😊

# 'RESIDENTIAL MATHS' DAY 3

LO: To enjoy maths outside!

Remember all the types of **shapes** that we have learned:

## Outdoor geometry



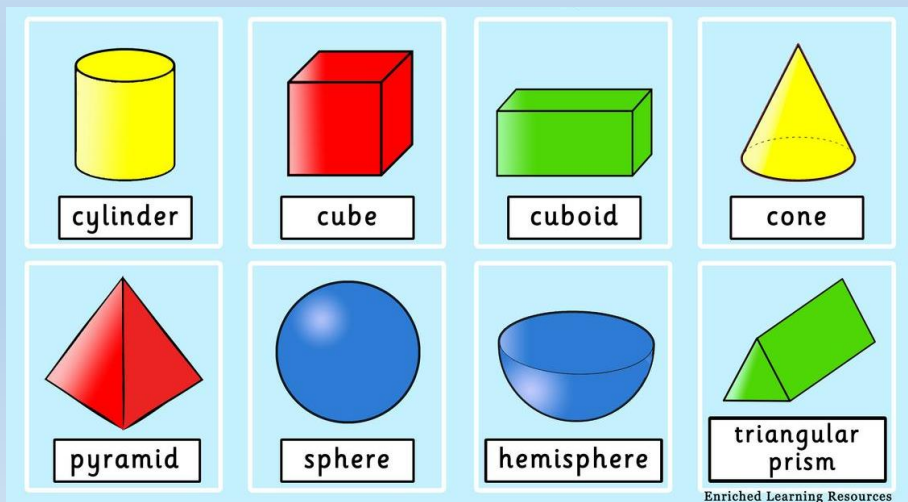
### Task:

Can you find any of these shapes amongst nature?

Can you create these shapes using items from your garden? You might need some string or to get creative for the 3D shapes!

**Challenge:** Can you measure the perimeter of some of your shapes? (maybe you could even try working out their areas!)

Take a few pictures of your findings and attach them to the assignment on Microsoft teams, called, 'Residential Maths Day 3'



# Reading Day 3 Wednesday 20th

[Activity also posted on Microsoft Team](#)


LO: To infer meaning, explain and retrieve information

Watch the clip “The Journey” from 2012 and answer the questions.



<https://www.youtube.com/watch?v=KOE7-pJIP0k>

Remember to get your reading records signed by an adult.




What does the word perilous mean?



What is happening when the snowman is hiding behind a bin?



What different emotions does the snowman experience?  
How can you tell?



How does the director show the passage of time in the advert?

**LO. To interview a family member or research an inspiring person and plan a biography**

Today you are going to start planning your own biography by collecting information about a member of your family or a famous person that inspires you. This could be a grandparent, parent, aunt, uncle or another member of your family! If you do not want to do a family member you can research an inspiring person from your RE lessons. Decide who you would like to write your biography on and use this questionnaire to call them and find out all about their life/ use the questions to help you plan your research.

Person's name: \_\_\_\_\_

When were you born?

Where were you born?

What did your parents do?

What are your biggest achievements?

How did this happen?

Which school did you go to?

Did you go to university after school? Where was it?



What was your first job?

How did this affect your life?

Are you married?

Do you have children?

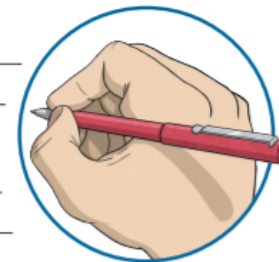
Where do you live now?

Are there any other famous members of your family? Do you have any famous friends?

Have you won any awards?

How do you think you will be remembered?

How have your achievements affected the lives of others?



**LO. To interview a family member or research an inspiring person and plan a biography**

Today you are going to create a boxed up plan using the information you collected yesterday. You can change the subheadings to suit the person you have interviewed. For the example below, the Year 5 teachers interviewed Mrs Coulstock and organized the notes. 😊

WAGOLL

Paragraph	Notes	Sentence starters
<u>Introduction</u> Who is your biography about?	<ul style="list-style-type: none"> <li>Mrs Coulstock, Year 6 teacher, All Saints</li> <li>Beloved teacher</li> <li>Sport enthusiast</li> </ul>	
<u>Early life</u> Childhood, Primary school	<ul style="list-style-type: none"> <li>Miss Cox – born in Mochudi in Botswana in 1991</li> <li>Parents (Carol and John) met in the Air force</li> <li>Mum – ran furniture business in Botswana</li> <li>Dad – Taxi driver in Cirencester</li> <li>Went to school in Botswana (aged 5 – 12)</li> <li>Northside Primary School</li> <li>She won a special award at this school</li> </ul>	As a child, ...  In her early years...
<u>Education</u> early career/University	<ul style="list-style-type: none"> <li>Secondary school and college in Cirencester</li> <li>Attended the University of Reading</li> <li></li> </ul>	The time came for....  After some time...
<u>Achievements</u>	<ul style="list-style-type: none"> <li>The Lady Khama Shield</li> <li>Appearing on a game show</li> <li>Gaining the Gold School Games award for All Saints</li> </ul>	
<u>Family life</u> Including interests	<ul style="list-style-type: none"> <li>Married Mr Coulstock in 2018</li> <li>Lives in Sandhurst</li> </ul>	In recent years,
<u>Conclusion</u> Statement about their future/ life highlights so far.	<ul style="list-style-type: none"> <li>Our wonderful, kind teacher</li> </ul>	One of her greatest achievements so far....

Your Turn:

Paragraph	Notes	Sentence starters
<u>Introduction</u> Who is your biography about?	•	
<u>Early life</u> Childhood, Primary school		
<u>Education</u> early career/University	•	
<u>Achievements</u>	•	
<u>Family life</u> Including interests	•	
<u>Conclusion</u> Statement about their future/ life highlights so far.	•	

Success Criteria

Organise your **notes**

Plan to include interesting sentence starters

Past tense and 3<sup>rd</sup> person


**TASK 1:**  
**Interview a family member or research an inspiring person**

**Task 2:**  
**Fill in your boxed up plan with all your notes and ideas!**

# SPAG LESSON 3

## Search for the Animals

By reading across, see how many animals you can find. Circle the names, then cross them off the list at the bottom of the page. Two have been done for you.



Animals to find:

alligator	camel	hippopotamus	monkey	rabbit	tiger
bears	elephant	horse	moose	seal	turtle
deer	fox	kangaroo	pig	skunk	wolf
duck	goose	lion	porcupine	snake	zebra

Time for some fun!

You will need to print this page to complete the puzzle.

If you cannot print this page then why not copy the puzzle into your workbook!

Next log on to classroom secrets to complete a **SPELLING GAME** – your username and password is in your pack – <https://kids.classroomsecrets.co.uk/resource/year-6-spellings-and-definitions-matching-activity-4/>

# Geography – Fun residential task!

- Watch a scene or even a whole episode of ‘Seven worlds one planet’ by David Attenborough.
- Choose your favourite animal that is shown. Could you draw it? Create a model of it? Maybe do a fact file on it?



<https://www.bbc.co.uk/iplayer/episode/m000c6pn/seven-worlds-one-planet-series-1-7-africa>

# THURSDAY 21<sup>st</sup> May 2020

Thurs	Wake up Wash Get dressed Breakfast <b>EXERCISE!</b> <b>ROOM INSPECTION</b> Check Microsoft team	Maths Residential Challenge 4 	A	 Reading day 4	 English Lesson 4 Biographies!	Fun SPAG Crossword/ Game	French 	PE 	HAND IN any work onto Microsoft Teams <b>4.30pm - Disco!</b>
-------	---	---	---	---	---	--------------------------------	---	---	---

Room inspections at 9am! Parents please post your child's score onto Teams!!

Please continue to write your diary 😊

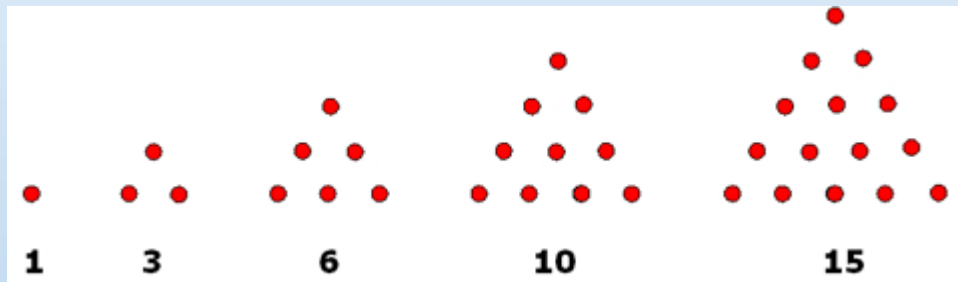
# 'RESIDENTIAL MATHS' DAY 4

LO: To enjoy maths outside!

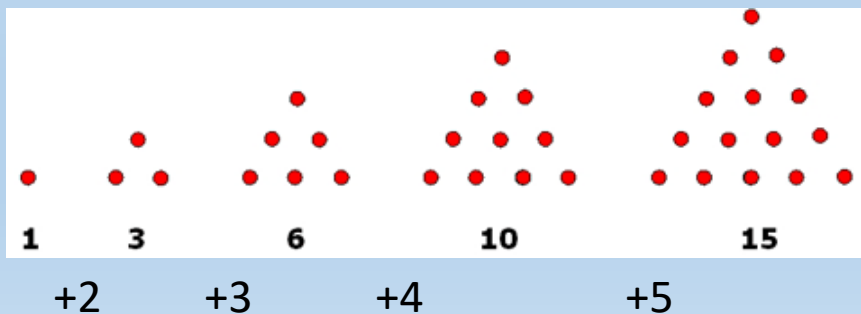
## Nature's sequence



A sequence is a pattern! For example:



There always needs to be a **rule**. The rule in this sequence is:



Task: Using different natural materials, create your own sequence.



Now work out: what item would be the 10<sup>th</sup> in your pattern?  
20<sup>th</sup>? 100<sup>th</sup>?

Challenge: Could you create a **rule** for your sequence? Don't make it too simple!

Take a few pictures of your findings and attach them to the assignment on Microsoft teams, called, 'Residential Maths Day 4'

# Reading Day 4 Thursday

Log on to READTHEORY and complete your reading.

<https://readtheory.org/>

Thursday 21<sup>st</sup> May 2020

## English Lesson 4

LO To write a biography

Your task is to write a **biography** about a **person you find inspiring**. If you have interviewed a family member, you will be writing their biography. We have also been looking at these types of people in R.E – You may have chosen to write about one of the people you looked at in these lessons.

Today, we are going to start the biography by writing the **introduction**.

Read the different introduction examples to help give you an idea of where to start.

Key vocabulary:

Anecdote  
Achievements  
Accomplished

### Biography

Going from having no job to being a multi-millionaire in the space of 5 years, J.K. Rowling's story is almost as amazing as Harry Potter's! She is the best-selling living author in the UK and her books are popular all over the world. Rowling has named Jane Austen and C.S. Lewis as a few of her favourite writers.

Usain St. Leo Bolt once said, 'When I was young, I didn't really think about anything other than sports.' Whilst at secondary school, Usain focused on sprinting, which led him to win his first High School Championships medal. Since then he has set new world records, overcome injuries, won many medals, become a hero in his home country of Jamaica and he hasn't even finished yet!

Roald Dahl was born on 13th September 1916 in Llandaff, Wales. His parents were from Norway. He had an older sister called Astri, but in 1920, she died when she was only 7 years old. Roald's father was so sad that he fell ill from pneumonia. A few weeks later, he also died.



What do you notice that they all have?  
What is different about them?

# Thursday 21<sup>st</sup> May 2020

## LO: To write a biography

Task: Use your plan to start to write a biography. Miss Rolls has started one about Mrs Coulstock using her notes from yesterday.

Paragraph	Notes	Sentence starters
<u>Introduction</u> Who is your biography about?	<ul style="list-style-type: none"> <li>Mrs Coulstock, Year 6 teacher, All Saints</li> <li>Beloved teacher</li> <li>Sport enthusiast</li> </ul>	
<u>Early life</u> Childhood, Primary school	<ul style="list-style-type: none"> <li>Miss Cox – born in Mochudi in Botswana in 1991</li> <li>Parents (Carol and John) met in the Air force</li> <li>Mum – ran furniture business in Botswana</li> <li>Dad – Taxi driver in Cirencester</li> <li>Went to school in Botswana (aged 5 – 12)</li> <li>Northside Primary School</li> <li>She won a special award at this school</li> </ul>	As a child, ...  In her early years...
<u>Education</u> early career/University	<ul style="list-style-type: none"> <li>Secondary school and college in Cirencester</li> <li>Attended the University of Reading</li> </ul>	The time came for....  After some time...
<u>Achievements</u>	<ul style="list-style-type: none"> <li>The Lady Khama Shield</li> <li>Appearing on a game show</li> <li>Gaining the Gold School Games award for All Saints</li> </ul>	
<u>Family life</u> Including interests	<ul style="list-style-type: none"> <li>Married Mr Coulstock in 2018</li> <li>Lives in Sandhurst</li> </ul>	In recent years,
<u>Conclusion</u> Statement about their future/ life highlights so far.	<ul style="list-style-type: none"> <li>Our wonderful, kind teacher</li> </ul>	One of her greatest achievements so far....



### Mrs Coulstock

**Mrs Coulstock has been a beloved teacher at All Saints since 2016. However, before she became a part of our school family she lived a very interesting life.**

### Early Life

Mrs Coulstock was born as Miss Cox in Mochudi in Botswana in 1991. Her father, John, and her mother, Carol, met whilst working in the Air Force. After leaving the air force, her mother ran her own furniture business in Botswana whilst her father worked as a taxi driver in Cirencester.

Mrs Coulstock went to a school called Northside Primary School in Botswana between the ages of 5 and 12. It is at this school that she made one of her happiest memories: she won a prestigious award, known as 'The Lady Khama Shield.' This prestigious award was given to one pupil a year who was excellent role model and a wonderful all round student. This certainly explains why Mrs Coulstock is so passionate about our school values.

To be successful you need to:	Examples
Past tense and 3 <sup>rd</sup> person	
Use a variety of openers including time words and phrases.	As a child, ..... In her/his early years, ..... Many years later, ...
Use parenthesis	( )
Use expanded noun phrases	
Include funny anecdotes	
Write in paragraphs with subheading	

**To watch an example of how to start an introduction watch the video posted by Miss Rolls and Mrs Coulstock in Teams.**

# SPAG LESSON 4

## Where Are the Animals?

Below are three plural endings. Read through the Word List and write each word on a line under its proper plural ending. Be sure to circle the letters. If you are correct, the circled letters will spell three familiar animals.

s

---

---

---

---

---

---

---

---

es

---

---

---

---

---

---

---

---

ies

---

---

---

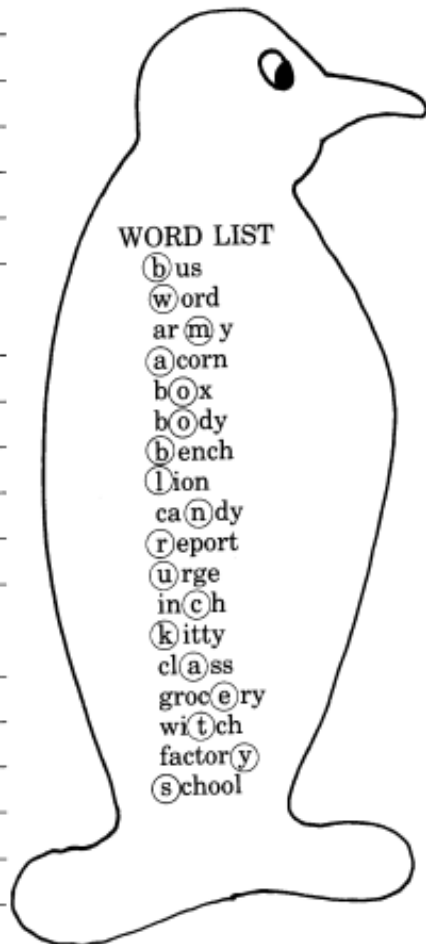
---

---

---

---

---



### WORD LIST

- bus
- word
- army
- aacorn
- box
- body
- bench
- lion
- candy
- report
- urge
- inch
- kitty
- class
- grocery
- witch
- factory
- school


Time for some fun!

You will need to print this page to complete the puzzle.

If you cannot print this page then why not copy the puzzle into your workbook!

Next log on to classroom secrets to complete a **SPELLING GAME** – your username and password is in your pack – <https://kids.classroomsecrets.co.uk/resource/year-5-and-6-spelling-activity-9/>

# Bonjour year 6!



- This week we are going to learn a new verb so that we can say what we like.
- If you use a bilingual dictionary and look up the word to like <https://www.collinsdictionary.com/dictionary/english-french> you will find the word **aimer**. This is called the **infinitive**. It is only one word, you don't need a separate word for 'to'.
- When you put that word with a pronoun, to say I like, it becomes **J'aime**. The ending changes.
- You can then add something you like. For example I like cats, so I would write: **J'aime les chats**.
- Can you remember how to make a sentence negative? We need a verb sandwich. So the verb **aimer** goes in between the **ne** and the **pas**. It becomes **Je n'aime pas**. If I wanted to say 'I don't like frogs, I would say: **Je n'aime pas les grenouilles**. I can then join my two sentences with the word for 'but' which is **mais**. My whole sentence would then be:
  - **J'aime les chats, mais je n'aime pas les grenouilles**.
- Your task this week is to write a couple of sentences about what you like and dislike and join them with the word 'mais'. You can then add this page to your mini book.

# FRIDAY 22<sup>nd</sup> May 2020

Fri	Wash Get dressed Breakfast <b>EXERCISE!</b> <b>ROOM INSPECTION</b> Check Microsoft team	Maths Residential Challenge 5 		 Reading Day 5	 English Lesson 5 Biographies!	Fun SPAG Crossword/ Game	ART 	Golden Time 	HAND IN any work onto Microsoft Teams  ENJOY HALF TERM!!
-----	--	---	--	---	---	--------------------------------	--	--	--

Room inspections at 9am! Parents please post your child's score onto Teams!!

Please continue to write your diary! 😊

# 'RESIDENTIAL MATHS' DAY 5

LO: To enjoy maths outside!

## Darts!

Here is a dart board.



The outer ring means 'double' the number. So this one would be 'double 18'

The 'bullseye' would equal 50 points!

The inner ring means 'triple' the number. So this one would be 'triple 10'

These sections just mean you score the number. This would be '2 points'

**Task:** Using items from your garden (or house), can you make a dartboard that lies on the floor? Then you could challenge your family members and throw balls of paper, or stones and count your score! First to 500 points wins.

**Challenge:** Google some other dart games you could try on your dart board.

Take a few pictures of your findings and attach them to the assignment on Microsoft teams, called, 'Residential Maths Day 5'

Reading Day 5

Friday 22<sup>nd</sup> May

Read a book of your choice today and start to complete Book BINGO! – See how many of them you can cross off!

Or

Read a story to a younger sibling/older sibling

Or










Listen to a David Walliams story on this link

<https://www.worldofdavidwalliams.com/?s=elevenses>

Reading Day 5

Friday 22<sup>nd</sup> May

# Book Bingo

A book with more than <b>100 pages</b>	A book more than <b>50</b> years old	A book set in a different country 	A book that contains magic 	A book that is set in the future 
A book with a penguin character 	A book that is set in the past	A book about someone famous 	A book that's been made into a film	A book based on a true story
A book with a green cover	A book your friend loves 	A funny book 	A book with poems	A book with a one-word title
A book with a dragon 	A book published in the year you were born	A book written by your favourite author	A book with a colour in the title	A book about aliens 

How many of these things can you tick off?

Have you read a book about someone famous?

Have you read a book about aliens?

Post examples of these books you have read and see if anyone else has completed the whole board!

# ENGLISH LESSON 5

Friday 22<sup>nd</sup> May 2020

L.O. To edit and improve my writing

Task: Today you are going to finish writing your biography on a family member or inspiring person.

Your main task is to read through your writing and check for any missing words, punctuation or incorrect spellings.



## Mrs Coulstock

Mrs Coulstock has been a beloved teacher at All Saints since 2016. However, before she became a part of our school family she lived a very interesting life.

Consider changing this word – it is repeated.

### Early Life

Mrs Coulstock was born as Miss Cox in Mochudi in Botswana in 1991. Her father, John, and her mother, Carol, met whilst working in the Air Force. After leaving the air force, her mother ran her own furniture business in Botswana whilst her father worked as a taxi driver in Cirencester.

Mrs Coulstock went to a school called Northside Primary School in Botswana between the ages of 5 and 12. It is at this school that she made one of her happiest memories: she won a prestigious award, known as 'The Lady Khama Shield.' This prestigious award was given to one pupil a year who was excellent role model and a wonderful all round student. This certainly explains why Mrs Coulstock is so passionate about our school values.

Maybe use a comma here instead?

You may also want to change the order of some words or sentences to make it sound better!

Mrs Coulstock has helped to edit Miss Roll's biography writing – see if you can do the same with your own writing!

When you have finished. Fill in the success criteria to show examples of features you have used!

Missing the word 'an'

Remember to use a comma to separate relative clauses

To be successful you need to:	Examples of your own work that you have included
Past tense and 3 <sup>rd</sup> person	
Use a variety of openers including time words and phrases.	
Use parenthesis	
Use expanded noun phrases	
Include funny anecdotes	
Write in paragraphs with subheading	

To watch an example of how to edit your work, watch the video posted by Miss Rolls and Mrs Coulstock in Teams.

# SPAG Day 5

# Friday

**Time for some fun!**

**Find a fun spelling/grammar game to play 😊**

<https://www.topmarks.co.uk/english-games/7-11-years/spelling-and-grammar>

# Art Lesson

## L.O To use sketching and observation skills to draw a feather

Look at the images of the feathers  
that you have been given.  
Can you think of 5 words to describe  
them?



# ART TASK

Choose one picture of a feather to draw

Watch the video tutorial for some tips!

<https://www.youtube.com/watch?v=Kbjcz6qwJtl>

Use your shading and sketching skills to try to create a 3D effect

You may use a real feather from your garden if you like!

**Pictures of the feathers are posted on Teams for you to print off if you would like!**

