



## Year 5

Autumn 2 Home learning Pack

Week beginning 2<sup>nd</sup> November

Week beginning 9<sup>th</sup> November

# Home Learning



We hope this slide is helpful but please get in touch through school admin if you have any questions. 😊

2

Dear Parents,

Please find attached a home learning pack for your child if they are isolating at home or in the event of a school closure. In this pack you will find daily activities for English, Reading, Maths and Spelling. Each afternoon there is a lesson from the wider curriculum. Some of these lessons have a list of possible activities for your children to complete. These get gradually more challenging so please support your child to select something that is appropriate for their stage of learning.

If you have any questions or concerns, you are able to post these on Microsoft Teams or email through school admin, but please be aware we are teaching in school and bare with us if we are not able to respond straight away.

Miss Rolls, Mrs Sherfield, Ms Sherfield, Mr Hatton and Mr Sayer.

## Weekly Timetable:

Mon	Reading Grid	Maths	Spelling	English	Times Table Rock Stars	Geography
Tues	Reading Grid	Maths	Spelling	English	Times Table Rock Stars	Science
Wed	Reading	Maths	Spelling	English	Times Table Rock Stars	PE
Thurs	Reading	Maths	Spelling	English	Times Table Rock Stars	Art or DT
Fri	Reading	Maths	Spelling	English	Times Table Rock Stars	Enrichment

**Please upload learning to Microsoft Teams at the end of the week**

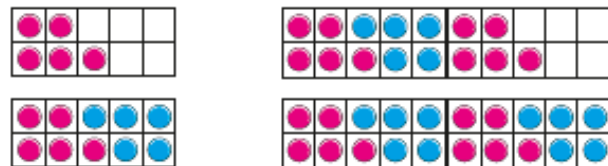
Tuesday

LO: investigate multiples  
 Watch the video - <https://vimeo.com/468940874>  
 Complete the tasks below.

Multiples



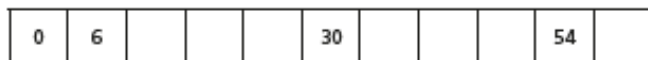
1 What numbers are represented?



Complete the sentence.

These numbers are all \_\_\_\_\_ of 5

2 Complete the number track.



- 3 a) List all the multiples of 2 up to 20
- b) List all the multiples of 4 up to 20
- c) What do you notice about the multiples of 2 and 4?
- d) Is the number 47 a multiple of 4?  
 Explain how you know.

4 a) Which of these numbers are multiples of 3?

23    6    13    18    21    32

b) The table shows four more multiples of 3

Multiple of 3	75	126	432	9,735
Sum of the digits				

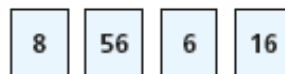
What do you notice about the sum of the digits in each number?

5 Multiples of 5 always have a 5 in the number.

Is the statement true or false?

Explain your answer.

6 Which number is the odd one out?



Explain to a partner why it is the odd one out.

7 Here is part of a hundred square.

11	12	13	14	15	16	17	18	19	20
21	22	23	24	25	26	27	28	29	30
31	32	33	34	35	36	37	38	39	40

- a) Colour the multiples of 3
- b) Draw a circle around all the multiples of 2
- c) Some numbers have been coloured and circled.  
 What do you notice about these numbers?

Wednesday

LO: Investigating factors

Watch the video - <https://vimeo.com/468941522>

Complete the tasks below.

Factors

- 1 Alex arranges 16 counters in different ways.  
She is trying to work out some factors.



- a) Use the array to complete the sentence.

and  are both factors of 16

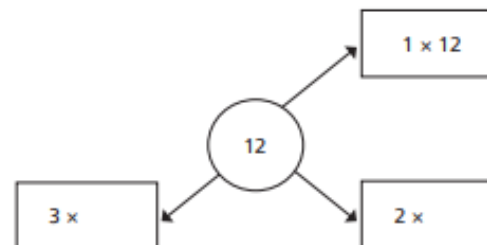
- b) Alex rearranges the counters.



How does this array show that 5 is not a factor of 16?

- 2 Use 20 counters.
- Show that 2 and 10 are factors of 20
  - Rearrange the counters to show why 4 and 5 are also factors of 20
  - Show why 6 is not a factor of 20

- 3 a) Complete the diagram to show the pairs of numbers that multiply to make 12



List all the factors of 12

- b) Draw a similar diagram to show the pairs of numbers that multiply to make 24

List all the factors of 24

- 4 a) List all the factors of 32  
b) How can you check that you have found all the factors?

- 5 a) Which numbers are factors of 30?

5 15 25 3 30 4 2 12 60 0

- b) These numbers are all factors of a 2-digit number.

1 3 5 9

What could the number be?



Thursday

LO: investigating common factors

Watch the video: <https://vimeo.com/469693647>

Complete the tasks below.

Common factors

1 Kim is using counters to find factors of 18

She arranges the counters in one row.



Then she arranges the counters in two rows.



a) Kim's array shows four numbers that are factors of 18

Which numbers are they?

b) What are the two other factors of 18?

c) Use counters to find the factors of 27

List the factors of 27

d) List the common factors of 18 and 27

Why are these numbers common factors?

2 Complete the sentences.

a) The factors of 24 are \_\_\_\_\_

The factors of 36 are \_\_\_\_\_

The common factors of 24 and 36 are \_\_\_\_\_

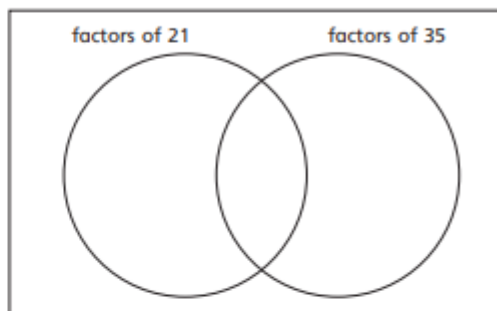
b) The factors of 30 are \_\_\_\_\_

The factors of 45 are \_\_\_\_\_

The common factors of 30 and 45 are \_\_\_\_\_

3 a) Write the numbers on the diagram.

1 3 5 7 21 35



b) What are the common factors of 21 and 35?

c) How does the Venn diagram help you to list the common factors?

4 List the common factors of each pair of numbers.

a) 

15
----

20
----

b) 

9
---

10
----

5 Which pairs of numbers have only one common factor?

2 and 6      3 and 8      15 and 12

9 and 11      49 and 21      15 and 22

What do you notice?

Monday

LO: begin to understand prime numbers

Watch the video: <https://vimeo.com/469694302>

Complete the tasks below.

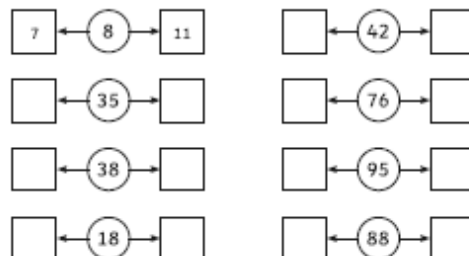
### Prime Numbers Challenge

Shade all the prime numbers to 100.

1	2	3	4	5	6	7	8	9	10
11	12	13	14	15	16	17	18	19	20
21	22	23	24	25	26	27	28	29	30
31	32	33	34	35	36	37	38	39	40
41	42	43	44	45	46	47	48	49	50
51	52	53	54	55	56	57	58	59	60
61	62	63	64	65	66	67	68	69	70
71	72	73	74	75	76	77	78	79	80
81	82	83	84	85	86	87	88	89	90
91	92	93	94	95	96	97	98	99	100

Can you find the nearest prime number before and after each number below?

The first one is done for you.



Tuesday

LO: to understand prime numbers

Watch the video: <https://vimeo.com/469694974>

Complete the tasks below.

- 1 Aisha makes different arrays with 7 counters. She makes an array with 1 counter in each column.



She makes an array with 2 counters in a column.



- a) Is it possible to arrange the counters in another way so that they make a rectangular array?

Draw counters to support your answer.

- b) What are the factors of 7?  
c) Explain why 7 is a prime number.

- 2 Complete the table.

Number	Factors	Is the number prime?
5	1 and 5	Yes
9		
11		
14		
15		
19		

- 3 A prime number has two factors: 1 and itself. List the prime numbers up to 20
- 4 Is 25 a prime number? How do you know?

- 5 Here are sequences of consecutive prime numbers. Complete the sequences.

a) 7, 11, 13, , 19      b) 37, 31, 29, , 19

- 6 Colour all the prime numbers.

51	52	53	54	55	56	57	58	59	60
61	62	63	64	65	66	67	68	69	70
71	72	73	74	75	76	77	78	79	80

- 7 Here are some numbers.

126	175	2,378	777	381	9,000
-----	-----	-------	-----	-----	-------



Jack

The numbers are big. It's hard to check if they are prime.



Annie


I can tell quickly that none of these numbers are prime.

How does Annie know that none of the numbers are prime? Compare answers with a partner.

Wednesday

LO: To identify square numbers  
 Watch the video: <https://vimeo.com/474984047>  
 Complete the tasks below.

1 a) Use 16 counters to make these arrays.



- b) What do you notice about the shape of one of the arrays?
- c) Is 16 a square number? How do you know?

2 a) Is it possible to make a square array with 8 counters?

b) Is it possible to make a square array with 9 counters?

- c) Which number is a square number?  
How do you know?

3 Which of these numbers are square numbers?

4    10    18    25

4 Dexter makes a square using 12 counters.



12 is a square number as I can make the counters into a square.



What mistake has Dexter made?

5 Whitney is working out a calculation.

$$8 \times 8 = 16$$

What mistake has Whitney made?

6 The arrays below show a sequence.



$1 \times 1 = \square$      $2 \times 2 = \square$      $3 \times \square = \square$      $\square \times \square = \square$

- b) What do these numbers have in common?
- c) Draw the next two numbers in the sequence and write a number sentence for each.
- d) What would the next four numbers in the sequence be?

7 Complete the statements.

- a)  $6^2 = \square$
- b)  $12^2 = \square$
- c)  $\square = 9^2$
- d)  $0^2 = \square$
- e)  $\square^2 = 100$
- f)  $64 = \square^2$

Thursday

LO: To identify cube numbers

Watch the video: <https://vimeo.com/474984384>

Complete the tasks below.

- 1 a) Fit 8 multilink cubes together to make a larger cube.

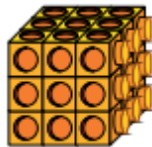


- b) Is it possible to fit 9 multilink cubes together to make a larger cube?

Explain your answer.

- 2 Filip makes a cube using some smaller cubes.

- a) How many cubes make up this cube?  
 b) How did you work out the number of cubes?  
 c) This number is an example of a cube number.  
 Why do you think it is a cube number?



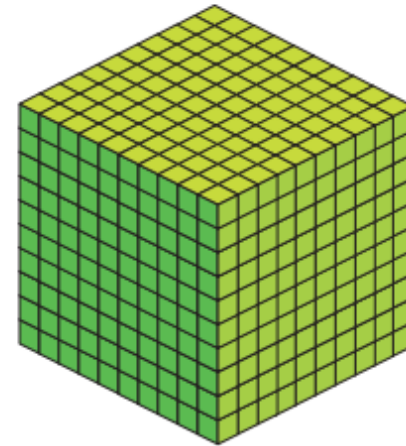
- 3 a) Complete the table of cube numbers.

$2^3$	$2 \times 2 \times 2$	8
$3^3$	$3 \times 3 \times 3$	
$4^3$	$4 \times 4 \times 4$	

- b) What would the next cube number in the table be?



- 4 Complete the statements.  
 Use the cubes to help you.



a)  $5^3 =$    
 5 cubed =   
 $5 \times 5 \times 5 =$

b)  $10^3 =$    
 10 cubed =   
 $10 \times 10 \times 10 =$

- 5 a) Which calculation is the same as  $6^3$ ?

$6 \times 3$        $6 + 6 + 6$        $6 \times 6 \times 6$

- b) Kim has worked out  $6^3$  using this method.

$$\begin{aligned} 6^3 &= (6 \times 6) \times 6 \\ &= 36 \times 6 \\ &= 216 \end{aligned}$$

Is Kim's method correct?

	30	6
6	$30 \times 6 = 180$	$6 \times 6 = 36$
	$180 + 36 = 216$	


Friday

LO: multiply by 10

Watch the video: <https://vimeo.com/474984652>

Complete the tasks below.

1 Complete the calculation shown in base 10



$5 \times 1 \text{ ten} = \square \text{ tens}$

$5 \times 10 = \square$

2 Work out the multiplications.

a)  $2 \times 10$

c)  $10 \times 8$


e)  $10 \times 6$

b)  $4 \times 10$


d)  $7 \times 10$

f)  $3 \times 10$

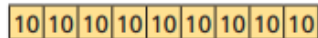
3 Match the bar models to the multiplications.



$5 \times 10$



$10 \times 9$




$6 \times 10$

4 Tom has 10 boxes of eggs.

There are 12 eggs in each box.

How many eggs does he have altogether?



5 Complete the sentences.

Each row has  ten

and  ones.

There are  rows.

The calculation is

$\times$   =

H	T	O
	10	1 1 1
	10	1 1 1
	10	1 1 1
	10	1 1 1
	10	1 1 1
	10	1 1 1
	10	1 1 1
	10	1 1 1
	10	1 1 1
	10	1 1 1

6 Use counters on a place value chart to work out  $23 \times 10$

7 Which of these is the odd one out?

There are 10 teams with 7 players on each team.

There are 10 red flowers and 7 yellow flowers.

There are 7 ten frames with 10 counters in each.

Talk about it with a partner.



# Weekly Reading

Use your reading book to complete these tasks each week

<u>Monday</u>	<u>Tuesday</u>	<u>Wednesday</u>	<u>Thursday</u>	<u>Friday</u>
1) Read to an adult or independently for ten minutes 2) Pick three new words and look up their meaning in a dictionary.	1) Read to an adult or independently for ten minutes 2) Write a summary of what has happened in the book so far or what you have learnt.	1) Read to an adult or independently for ten minutes. 2) Write a character description or setting description.	1) Read to an adult or independently for ten minutes. 2) Find ten adjectives in the book. Pick three and write your own sentence using them.	1) Read to an adult or independently for ten minutes. 2) Create a list of your favorite words and phrases that you would like to magpie from the text.



# Weekly Spellings

Weekly Spellings: bomb lamb comb thumb numb climb tomb crumb limb debt doubt subtle

<u>Monday</u>	<u>Tuesday</u>	<u>Wednesday</u>	<u>Thursday</u>	<u>Friday</u>
Write out your spellings in alphabetical order	Write out the definitions for your spellings.	Pick three words that you find the most challenging to spell. How many times can you write these words in 1 minute per word.	Write a sentence for each word.	Rainbow writing. Write the word in one colour. Then trace over the word in different colour. Repeat with 5 colours in total.

# English

## English Week 1

<u>Tuesday</u>	<u>Wednesday</u>	<u>Thursday</u>	<u>Friday</u>
<p><u>LO: To write a diary entry</u></p> <p>Write a diary entry about your half term</p>	<p><u>To build knowledge of the historical context of the unit</u></p> <p><a href="https://classroom.thenational.academy/lessons/to-build-knowledge-of-the-historical-context-of-the-unit-6nk32d">https://classroom.thenational.academy/lessons/to-build-knowledge-of-the-historical-context-of-the-unit-6nk32d</a></p>	<p><u>LO To identify the features of a diary entry</u></p> <p><a href="https://classroom.thenational.academy/lessons/to-build-knowledge-of-the-historical-context-of-the-unit-6nk32d">https://classroom.thenational.academy/lessons/to-build-knowledge-of-the-historical-context-of-the-unit-6nk32d</a></p>	<p><u>To generate vocabulary</u></p> <p><a href="https://classroom.thenational.academy/lessons/to-generate-vocabulary-emotions-6ww6cd">https://classroom.thenational.academy/lessons/to-generate-vocabulary-emotions-6ww6cd</a></p>

# English

## English Week 2

<u>Monday</u>	<u>Tuesday</u>	<u>Wednesday</u>	<u>Thursday</u>	<u>Friday</u>
<p><u>LO: To develop a rich understanding of words associated with feeling stressed or scared</u></p> <p><a href="https://classroom.thenational.academy/lessons/to-develop-a-rich-understanding-of-words-associated-with-feeling-stressed-or-scared-6gv3gd">https://classroom.thenational.academy/lessons/to-develop-a-rich-understanding-of-words-associated-with-feeling-stressed-or-scared-6gv3gd</a></p>	<p><u>LO To explore fronted adverbial adverbs</u></p> <p><a href="https://classroom.thenational.academy/lessons/to-explore-fronted-adverbials-71h64t">https://classroom.thenational.academy/lessons/to-explore-fronted-adverbials-71h64t</a></p>	<p><u>LO: To write the opening of a diary entry</u></p> <p><a href="https://classroom.thenational.academy/lessons/to-write-the-opening-of-a-diary-entry-cmt3er">https://classroom.thenational.academy/lessons/to-write-the-opening-of-a-diary-entry-cmt3er</a></p>	<p><u>LO: To write the main body of a diary entry.</u></p> <p><a href="https://classroom.thenational.academy/lessons/to-plan-the-main-body-of-my-diary-entry-74v3jd">https://classroom.thenational.academy/lessons/to-plan-the-main-body-of-my-diary-entry-74v3jd</a></p>	<p><u>LO: To edit and publish your diary</u></p> <p><b>Edit your diary carefully checking spelling and punctuation and publish your diary in your best joined up handwriting.</b></p>

# Geography

Select the activity for the week you are off

Week beginning 9<sup>th</sup>  
November  
Lesson 1

What are the world's natural resources?

<https://classroom.thenational.academy/units/natural-resources-130e>

Week beginning 16<sup>th</sup>  
November  
Lesson 2

How has the use of natural resources changed?

<https://classroom.thenational.academy/units/natural-resources-130e>

Week beginning 23<sup>rd</sup>  
November  
Lesson 3

What resources does Chile have?

<https://classroom.thenational.academy/units/natural-resources-130e>

Week beginning 30<sup>th</sup>  
November  
Lesson 4

What resources does the UK have?

<https://classroom.thenational.academy/units/natural-resources-130e>

Week beginning 7<sup>th</sup>  
December  
Lesson 5

How does resource exploitation cause problems?

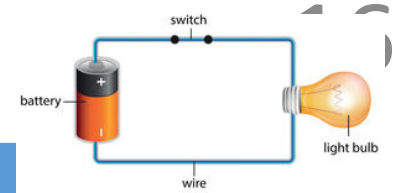
<https://classroom.thenational.academy/units/natural-resources-130e>

Week beginning 14<sup>th</sup>  
Lesson 6

What is a circular economy?

<https://classroom.thenational.academy/units/natural-resources-130e>

# Science - Electricity



Click on the link for the weekly activity, watch the video and complete the task.

Wk beg 02.11.20	<a href="https://classroom.thenational.academy/lessons/what-is-static-electricity-74tk2t">https://classroom.thenational.academy/lessons/what-is-static-electricity-74tk2t</a> What is Static electricity?
Wk beg 09.11.20	<a href="https://classroom.thenational.academy/lessons/what-are-the-different-components-in-an-electrical-circuit-cdk34d">https://classroom.thenational.academy/lessons/what-are-the-different-components-in-an-electrical-circuit-cdk34d</a> Components in an electrical circuit
Wk beg 16.11.20	<a href="https://classroom.thenational.academy/lessons/what-are-circuit-diagrams-6ngk0c">https://classroom.thenational.academy/lessons/what-are-circuit-diagrams-6ngk0c</a> Circuit diagrams
Wk beg 23.11.20	<a href="https://classroom.thenational.academy/lessons/what-are-insulators-and-conductors-6rtp8t">https://classroom.thenational.academy/lessons/what-are-insulators-and-conductors-6rtp8t</a> Conductor and Insulators
Wk beg 30.11.20	<a href="https://classroom.thenational.academy/lessons/what-happens-in-a-circuit-when-we-change-the-components-60wp2r">https://classroom.thenational.academy/lessons/what-happens-in-a-circuit-when-we-change-the-components-60wp2r</a> Changing the components in a circuit.
Wk beg 07.12.20	<a href="https://classroom.thenational.academy/lessons/how-much-do-we-rely-on-electricity-cnkhct">https://classroom.thenational.academy/lessons/how-much-do-we-rely-on-electricity-cnkhct</a> How much do we rely on electricity?

# P.E

Select an activity from either of the lists below for today's P.E lesson. Remember to ask your adult before beginning an indoor P.E activity.

Indoor P.E		Outdoor P.E	
1	<b>Twister</b> – Play a game of Twister! Twister is fun, encourages flexibility and balance, and is perfect for a rainy day or if you don't have an outdoor space available right now.	1	<b>Hopscotch</b> - Hopscotch is excellent for helping you improve balance and coordination because of all of the rapid changes in movement required. Get out the chalk and set up hopscotch on your patio or driveway and hop along with each other.
2	<b>Dance + freeze</b> - Adding a "freeze" element to a living room dance party makes it more fun whilst also encouraging you to develop your balancing skills.	2	<b>Obstacle course</b> - Enlist your child's help in setting up an obstacle course in the backyard. Get creative with what you have available to make it fun and challenging. Use garden stones or an old 2x4 to create a balance beam, mark a pathway for them to run or ride their bike on, set up a big bucket for them to throw a ball in.
3	<b>Yoga</b> - Practicing yoga together is a great way to challenge your balance and coordination while also getting some much needed zen time with your family.	3	<b>Foursquare</b> - Sometimes the simple, time-tested games are the best! Draw numbered squares on your driveway/on a patio and challenge each other to bounce the ball to a family member standing in whatever number square you call out. (You <i>do</i> need four people for a traditional foursquare game, but if you have fewer than four people in your household, you can create a simple variation by drawing a triangle or a rectangle with fewer spots.)
4	<b>Beanbag toss</b> - Set up two baskets, one full of beanbags or soft balls. You can practise throwing a beanbag from one basket to another to work on coordination. Move the baskets further apart as to really challenge yourself.	4	<b>Follow the leader</b> - Line up single file and let each family member take turns being the "leader." The leader decides how the group will move around the backyard. Think crawling around the perimeter, walking backwards (carefully), hopping on one foot, going down the slide if you have one.
5	<b>Jump rope</b> - Jump rope is the perfect indoor PE activity because it uses up so much energy, requires very little space and is excellent practice for coordination. NOTE: Make sure you find a safe area to do this.	5	<b>Red light green light</b> - Stand along the fence in the backyard. Ask your adult to stand across the garden. When the adults call "Green Light!" you can advance towards them and they call "Red Light!" you stop. Your adult will change up the type of movement you use, from jumping to tiptoeing, and make sure to switch roles so you get a chance to lead too.

# Wellbeing Afternoon

Select an activity for the afternoon	
Board Game	Play a board game with your family or sibling
Build a den	Build a den inside or out
Cooking	Why not try cooking something new
Reading	Snuggle up with a good book
An Act of Kindness	Complete a kind act for someone in your family. E.g. write them a kind note
Comedy Show	Find ten funny jokes and deliver a comedy show to your family
Exercise	Use cosmic yoga or play in your garden

# Additional Geography

Select an activity. They get progressively more challenging so pick one that you feel is right for you 😊

1	Draw a map of your bedroom
2	Draw a map of your journey to school
3	Go on google maps and find your home. Use this to make a map of your street
4	Make a map of Wokingham Town Centre
5	Write a list of all the counties in the UK. Write them out in Alphabetical order. Which ones have you been to? What are the physical and human features like?
6	How many countries in the world can you name? Now use a map to find ten countries that you didn't know. Go through your list and find the capital city of each country and which continent it is in.
7	Challenge your family on <a href="https://www.geoguessr.com/">https://www.geoguessr.com/</a>