


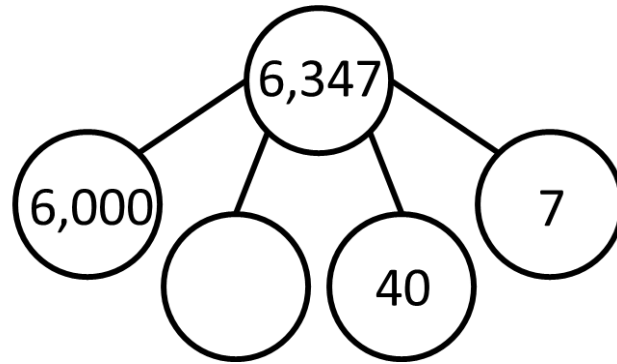
ADD AND
SUBTRACT 1s,
10s, 100s AND
1,000s



GET READY



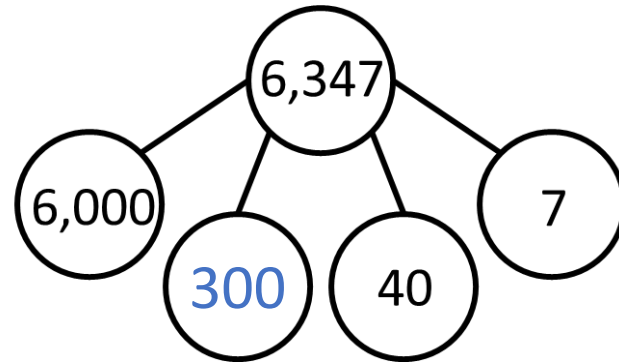
1) Complete the part-whole model.



2) $5,830 = 5 \text{ thousands} + 8 \text{ hundreds} + \underline{\quad} \text{ tens}$

3) How many thousands are there in 4,832?

1) Complete the part-whole model.



2) $5,830 = 5 \text{ thousands} + 8 \text{ hundreds} + \underline{3} \text{ tens}$

3) How many thousands are there in 4,832?

4 thousands

LET'S LEARN



Th	H	T	O
1000 1000 1000	100 100 100	10 10 10	1 1 1
1000 1000 1000		10 10 10	1 1 1
1000 1000		10	1

Add 3 tens to the number.

What number have you got now? **6,377**

Subtract 2 hundreds from the number.

What number have you got now? **6,147**













Add 2,000 to the number.

What number have you got now? **8,347**

YOUR TURN

Have a go at questions
1 and 2 on the
worksheet.



Th	H	T	O
 	  	   	  

Sometimes
changes when
adding 10s

$$4,758 + 10 = 4,768$$

$$4,758 + 30 = 4,788$$

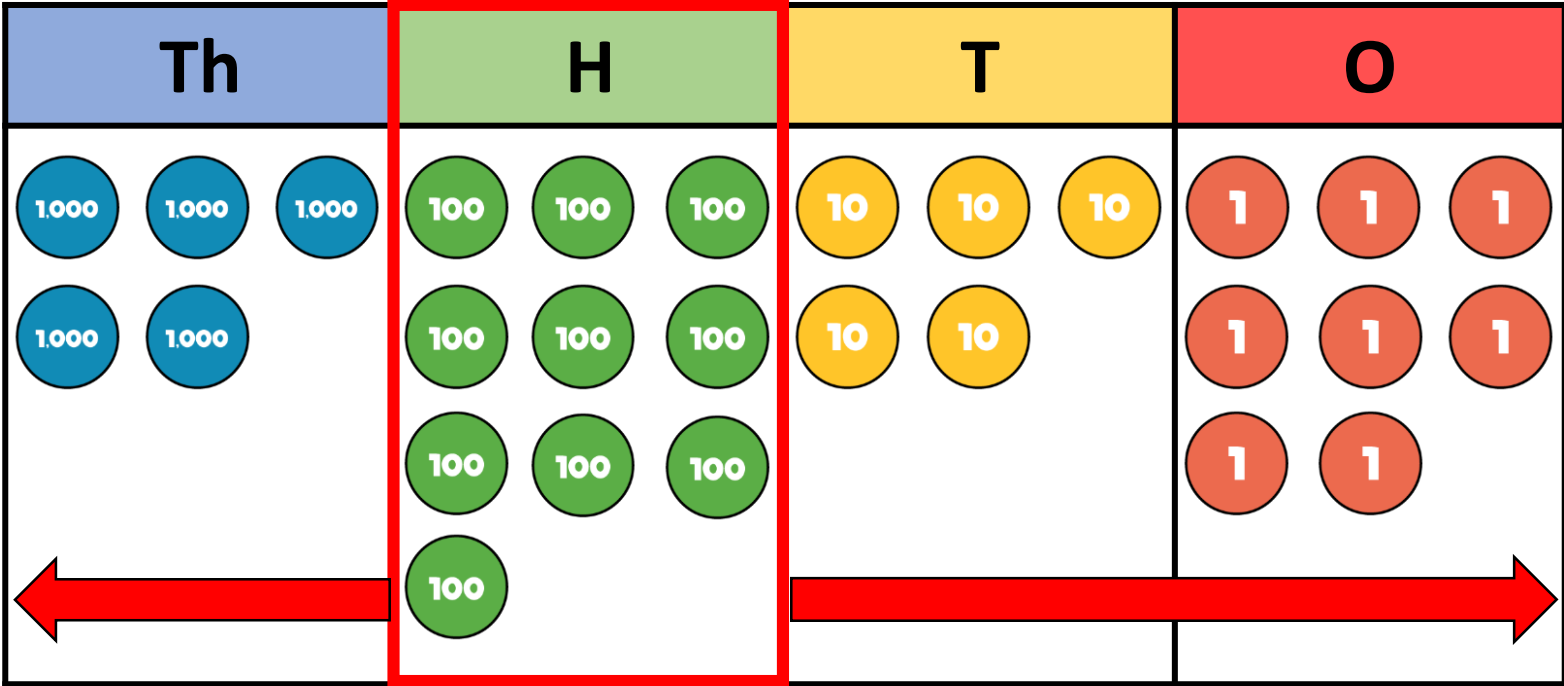
Sometimes
changes when
adding 10s

Always changes
when adding 10s

$$4,758 + 50 = 4,808$$

$$4,758 + 70 = 4,828$$

Never changes
when adding
10s



Sometimes
changes when
adding 100s

Always changes
when adding
100s

Never changes
when adding
100s

Never changes
when adding
100s

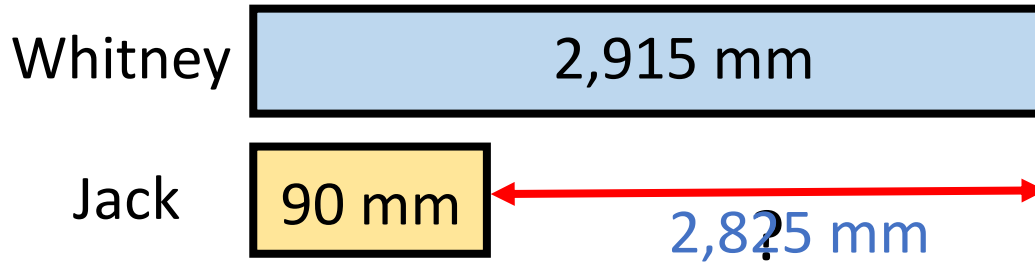
$$4,758 + 100 = 4,858$$

$$4,758 + 300 = 5,058$$

$$4,758 + 200 = 4,958$$

$$4,758 + 400 = 5,158$$

Whitney has a plank of wood 2,915 mm long.
 Jack has a plank of wood which is 90 mm long.
 How much longer is Whitney's plank than Jack's?



Th	H	T	O
<div style="display: flex; justify-content: space-around;"> <div style="border: 1px solid black; border-radius: 50%; width: 40px; height: 40px; background-color: #0070C0; color: white; display: flex; align-items: center; justify-content: center;">1000</div> <div style="border: 1px solid black; border-radius: 50%; width: 40px; height: 40px; background-color: #0070C0; color: white; display: flex; align-items: center; justify-content: center;">1000</div> </div>	<div style="display: grid; grid-template-columns: repeat(3, 1fr); gap: 10px;"> <!-- Row 1 --> <div style="border: 1px solid black; border-radius: 50%; width: 40px; height: 40px; background-color: #008000; color: white; display: flex; align-items: center; justify-content: center;">100</div> <div style="border: 1px solid black; border-radius: 50%; width: 40px; height: 40px; background-color: #008000; color: white; display: flex; align-items: center; justify-content: center;">100</div> <div style="border: 1px solid black; border-radius: 50%; width: 40px; height: 40px; background-color: #008000; color: white; display: flex; align-items: center; justify-content: center;">100</div> <!-- Row 2 --> <div style="border: 1px solid black; border-radius: 50%; width: 40px; height: 40px; background-color: #008000; color: white; display: flex; align-items: center; justify-content: center;">100</div> <div style="border: 1px solid black; border-radius: 50%; width: 40px; height: 40px; background-color: #008000; color: white; display: flex; align-items: center; justify-content: center;">100</div> <div style="border: 1px solid black; border-radius: 50%; width: 40px; height: 40px; background-color: #008000; color: white; display: flex; align-items: center; justify-content: center;">100</div> <!-- Row 3 --> <div style="border: 1px solid black; border-radius: 50%; width: 40px; height: 40px; background-color: #008000; color: white; display: flex; align-items: center; justify-content: center;">100</div> <div style="border: 1px solid black; border-radius: 50%; width: 40px; height: 40px; background-color: #008000; color: white; display: flex; align-items: center; justify-content: center;">100</div> <div style="border: 1px solid black; border-radius: 50%; width: 40px; height: 40px; background-color: #008000; color: white; display: flex; align-items: center; justify-content: center;">100</div> </div>	<div style="display: grid; grid-template-columns: repeat(3, 1fr); gap: 10px;"> <!-- Row 1 --> <div style="border: 1px solid black; border-radius: 50%; width: 40px; height: 40px; background-color: #FFD700; color: black; display: flex; align-items: center; justify-content: center;">10</div> <div style="border: 1px solid black; border-radius: 50%; width: 40px; height: 40px; background-color: #FFD700; color: black; display: flex; align-items: center; justify-content: center;">10</div> <div style="border: 1px solid black; border-radius: 50%; width: 40px; height: 40px; background-color: #FFD700; color: black; display: flex; align-items: center; justify-content: center;">10</div> <!-- Row 2 --> <div style="border: 1px solid black; border-radius: 50%; width: 40px; height: 40px; background-color: #FFD700; color: black; display: flex; align-items: center; justify-content: center;">10</div> <div style="border: 1px solid black; border-radius: 50%; width: 40px; height: 40px; background-color: #FFD700; color: black; display: flex; align-items: center; justify-content: center;">10</div> <div style="border: 1px solid black; border-radius: 50%; width: 40px; height: 40px; background-color: #FFD700; color: black; display: flex; align-items: center; justify-content: center;">10</div> <!-- Row 3 --> <div style="border: 1px solid black; border-radius: 50%; width: 40px; height: 40px; background-color: #FFD700; color: black; display: flex; align-items: center; justify-content: center;">10</div> <div style="border: 1px solid black; border-radius: 50%; width: 40px; height: 40px; background-color: #FFD700; color: black; display: flex; align-items: center; justify-content: center;">10</div> <div style="border: 1px solid black; border-radius: 50%; width: 40px; height: 40px; background-color: #FFD700; color: black; display: flex; align-items: center; justify-content: center;">10</div> <!-- Row 4 --> <div style="border: 1px solid black; border-radius: 50%; width: 40px; height: 40px; background-color: #FFD700; color: black; display: flex; align-items: center; justify-content: center;">10</div> <div style="border: 1px solid black; border-radius: 50%; width: 40px; height: 40px; background-color: #FFD700; color: black; display: flex; align-items: center; justify-content: center;">10</div> <div style="border: 1px solid black; border-radius: 50%; width: 40px; height: 40px; background-color: #FFD700; color: black; display: flex; align-items: center; justify-content: center;">10</div> </div>	<div style="display: flex; justify-content: space-around;"> <div style="border: 1px solid black; border-radius: 50%; width: 40px; height: 40px; background-color: #E9967A; color: white; display: flex; align-items: center; justify-content: center;">1</div> <div style="border: 1px solid black; border-radius: 50%; width: 40px; height: 40px; background-color: #E9967A; color: white; display: flex; align-items: center; justify-content: center;">1</div> <div style="border: 1px solid black; border-radius: 50%; width: 40px; height: 40px; background-color: #E9967A; color: white; display: flex; align-items: center; justify-content: center;">1</div> </div> <div style="display: flex; justify-content: space-around;"> <div style="border: 1px solid black; border-radius: 50%; width: 40px; height: 40px; background-color: #E9967A; color: white; display: flex; align-items: center; justify-content: center;">1</div> <div style="border: 1px solid black; border-radius: 50%; width: 40px; height: 40px; background-color: #E9967A; color: white; display: flex; align-items: center; justify-content: center;">1</div> </div>

YOUR TURN

Have a go at questions
3 – 6 on the worksheet



$$7,534 - \boxed{2,000} = 5,534$$

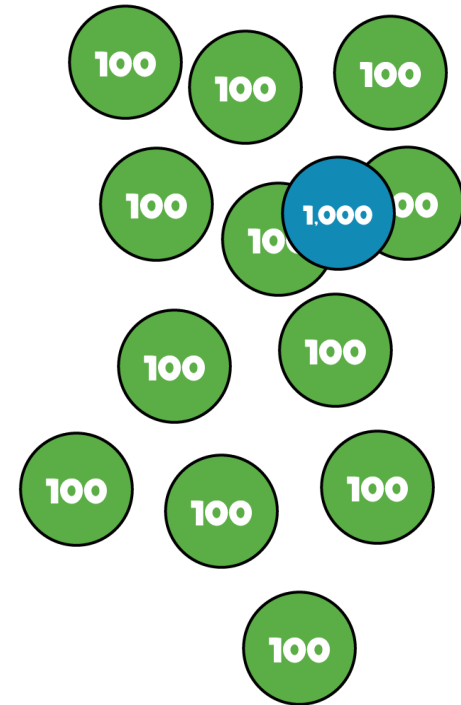

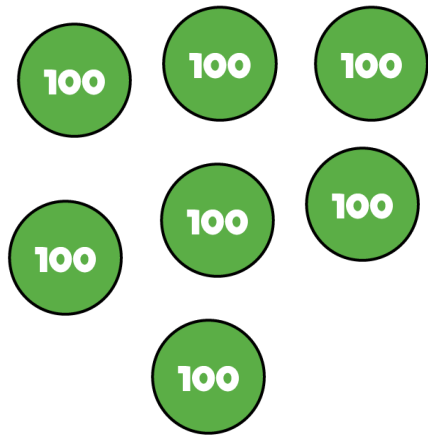
$$7 \text{ thousands} - \boxed{2 \text{ thousands}} = 5 \text{ thousands}$$

$$7,534 - \boxed{30} = 7,504$$

$$3 \text{ tens} - \boxed{3 \text{ tens}} = 0 \text{ tens}$$

$$4,709 + \boxed{500} = 5,209$$

$$7 \text{ hundreds} + \boxed{5 \text{ hundreds}} = \text{2 hundreds}$$



YOUR TURN

Have a go at the rest of
the worksheet

