

RWI Phonics
A guide for helping
your child read if
learning from home .

A

Please practise these sounds daily with
your child

- ▶ Set 1 sounds for children in Reception and Year 1.

m a s d t I n p g o c k u b f e l h
r j v y w z x

6 'special friends' -two letters that make
one sound

sh, ch, th, qu, nk, ng

Please practise these sounds daily with your child

- ▶ Set 2 sounds for children in Year 1 and Year 2
- ▶ ay, ee, igh, ow, oo, oo, ar, or, air, ir, ou, oy
- ▶ *Your child could make some cards with these sounds on to help them read them speedily.*

Please practise these sounds daily with your child

- ▶ Set 3 sounds for children in Year 1 and Year 2
- ▶ ea, oi, a-e, i-e, o-e, u-e, aw, are, ur, er, ow, ai, oa, ew, ire, ear, ure, tion, tious/cious
- ▶ *Your child could make some cards with these sounds on to help them read them speedily.*


Once you have practised the daily speed sounds there are plenty of activities on the Oxford Owl website to help develop reading and handwriting skills. See the step by step guide on the next few pages.




Login to Oxford Owl - you may need to set up a password if you haven't used the site before.

https://www.oxfordowl.co.uk

OxfordOWL [My class login](#) [Help](#) [Join us](#) [Log in](#)

 We are currently experiencing an issue with logging in to Oxford Owl. We apologise for any inconvenience caused. We are working hard to fix this. Please come back later.




Oxford Owl for School

Teaching resources and expert school improvement support

- Award-winning subscriptions and leadership support
- Free teaching resources and eBooks
- Free Professional Development videos

[Log in](#) [Join us](#)

[About Oxford Owl for School](#)



Oxford Owl for Home

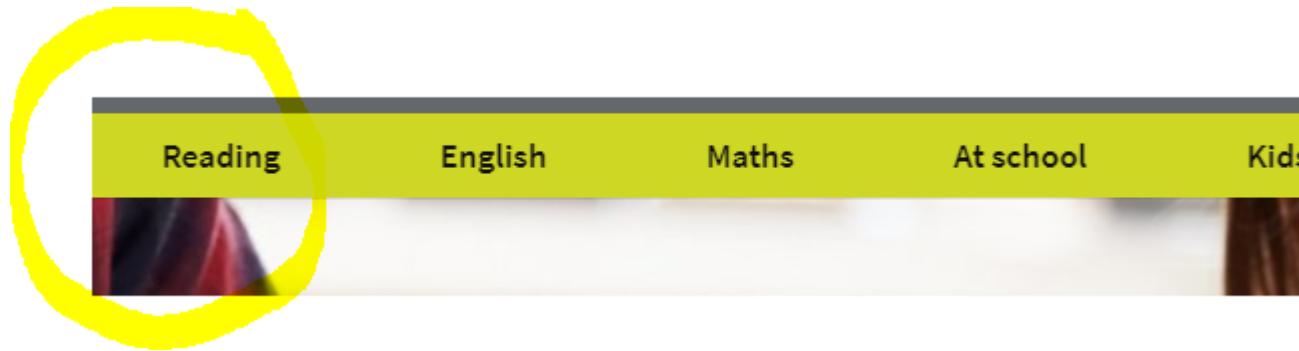
Free resources to support learning at home

- Advice and support for parents
- Educational activities and games
- Free eBook library for 3- to 11-year-olds

[Enter site](#)

For school For home

On the tool bar at the top...click on Reading then scroll down to RWI Phonics



Here you will find a guide for parents -please watch the sound pronunciation guide video.

Read Write Inc. guide for parents

Welcome to the *Read Write Inc.* page on Oxford Owl for Home. Here you can find lots of free resources to support your child's learning during the school closures.

[Free eBooks](#) | [Videos](#) | [Set 1 resources](#) | [Set 2 resources](#) | [Set 3 resources](#) | [Kits for parents](#)

Read Write Inc. Phonics

We have lots of free *Read Write Inc. Phonics* resources to help your child continue learning, including eBooks, practice sheets, Ditty sheets, slideshows, and parent films.

Teachers who teach *Read Write Inc. Phonics* are trained to teach the programme, but don't worry if you are not a phonics expert! These activities will help you support your child during this period of school closures. We suggest you start by watching this film for parents: [What is Read Write Inc. Phonics?](#)

Try to start at the right place for your child. If your child is learning to read at school with *Read Write Inc. Phonics*, they will be at one of the following stages:

Learning Set 1 Speed Sounds	+
Learning to blend with Set 1 Speed Sounds	+
Learning Set 2 Speed Sounds	+
Learning Set 3 Speed Sounds	+
Reading books with Set 1, 2, and 3 Speed Sounds	+

You will find a useful phonics audio guide to all these sounds in our [Sound Pronunciation Guide video](#). It is really important to say the sounds clearly to help your child learn them. We say 'mmm' not 'muh' and 'llll' not 'luh' when teaching the sounds. This really helps children when they learn to blend sounds together to read words.

For Reception and Year 1: Follow Learning Set 1 Speed Sounds and Learning to Blend with Set 1 Speed Sounds. There are online activities and pdfs to download to help your child practise writing the sounds.

Learning Set 1 Speed Sounds ⊖

These are the Set 1 Speed Sounds written with one letter:

| m a s d t i n p g o c k u b f e l h r j v y w z x

These are the sounds written with two letters (your child will call these 'special friends'):

| sh th ch qu ng nk ck

Check if your child can read these sounds. Make sure they say sounds like 'mmm', not letter names like 'em'. Watch the [Sound Pronunciation Guide video](#) to help you.

If your child is learning Set 1 Speed Sounds, help them to:

- Join in the Set 1 Speed Sounds live lessons by Ruth Miskin Training, Monday to Friday, at 9.30am (BST). You can sign up to either via this [Facebook page](#) or [YouTube channel](#). The films are each available for 24 hours after the live lesson.
- Practise the sounds they have been taught from the [My Set 1 Speed Sounds eBook](#). (The book has parent notes.)
- Complete the [Speed Sounds practice sheets](#) for the Speed Sounds they have learnt.
- Practise reading the Speed Sounds speedily with the [Set 1 Speed Sounds slideshow](#).

Learning to blend with Set 1 Speed Sounds ⊕

For Year 1s (and Y2/3/4s) who know the set 1 sounds and can blend the sounds to read words, move onto the activities in Set 2.

Learning Set 2 Speed Sounds

These are the Set 2 Speed Sounds:

**ay ee igh ow (as in *blow*) oo (as in *zoo*)
oo (as in *look*) ar or air ir ou (as in *out*) oy**

Check if your child can read these sounds.

If your child is learning the Set 2 Speed Sounds, help them to:

- Join in the Set 2 Speed Sounds live lessons by Ruth Miskin Training each day, Monday to Friday, at 10am (BST). You can sign up to either via this [Facebook page](#) or [YouTube channel](#). The films are each available for 24 hours after the live lesson.
- Practise the sounds they have been taught from the [My Sets 2 and 3 Speed Sounds eBook](#). (The book has notes for parents.)
- Complete the [Speed Sounds practice sheets](#) for the Speed Sounds they have learnt.
- Read the [eBooks](#) at Red Ditty level, then Green level and then Purple level, in order. We recommend children read each eBook three times, as they would at school: once to read the words correctly, a second time with more fluency, and a third time in a 'storyteller voice' that shows their understanding.
- Practise reading the Speed Sounds speedily with the [Set 2 Speed Sounds slideshow](#).
- When your child is confident and has finished reading the eBooks for a level, they can practise reading the words on the [Speedy Green Word slideshow](#) for that level.

When your child is confident recognising the set 2 speed sounds in words and reading the word then move on to Set 3.

Learning Set 3 Speed Sounds

These are Set 3 Speed Sounds:

ea (as in *tea*)
oi (as in *spoil*)
a-e (as in *cake*)
i-e (as in *smile*)
o-e (as in *home*)
u-e (as in *huge*)
aw (as in *yawn*)
are (as in *care*)
ur (as in *nurse*)
er (as in *letter*)
ow (as in *brown*)
ai (as in *snail*)
oa (as in *goat*)
ew (as in *chew*)
ire (as in *fire*)
ear (as in *hear*)
ure (as in *pure*)

Check if your child can read these sounds.

Follow the links to practise reading using the set 3 sounds.

If your child is learning Set 3 Speed Sounds, help them to:

- Join in the Set 3 Speed Sounds live lessons by Ruth Miskin Training, Monday to Friday, at 10.30am (BST). You can sign up to either via this [Facebook page](#) or [YouTube channel](#).
- Practise the sounds they have been taught from the [My Sets 2 and 3 Speed Sounds eBook](#). (The book has notes for parents.)
- Complete the [Speed Sounds practice sheets](#) for the Speed Sounds they have learnt.
- Read the [eBooks](#) at Pink level, then Orange level and then Yellow level, in order. We recommend children read each eBook three times, as they would at school: once to read the words correctly, a second time with more fluency, and a third time in a 'storyteller voice' that shows their understanding.
- Practise reading the Speed Sounds speedily on the [Set 3 Speed Sounds slideshow](#).
- When your child is confident and has finished reading the eBooks for a level, they can practise reading the words on the [Speedy Green Word slideshow](#) for that level.

Read the eBooks of the colour phonics group your child is in at school.

Reading books with Set 1, 2, and 3 Speed Sounds ⊖

If your child has learnt all three sets of Speed Sounds, they need to practise them and read books with words made up of those sounds. They could:

- Join in the Set 3 Speed Sounds live lessons by Ruth Miskin Training, Monday to Friday at 10.30am (BST). You can sign up to either via this [Facebook page](#) or [YouTube channel](#).
- Practise the sounds they have been taught from the [My Sets 2 and 3 Speed Sounds eBook](#). (The book has notes for parents.)
- Complete the [Speed Sounds practice sheets](#) for the Set 3 Speed Sounds.
- **Read the eBooks** at the Blue level and then the Grey level, in order. We recommend children read each eBook three times, as they would at school: once to read the words correctly, a second time with more fluency, and a third time in a 'storyteller voice' that shows their understanding.
- When your child is confident and has finished reading the eBooks for a level, they can practise reading the words on the [Speedy Green Word slideshow](#) for that level.