



Year One Blended Learning Pack

For use incase of school closure or isolation

Home Learning



We hope this slide is helpful but please get in touch through school admin if you have any questions. 😊

2

Dear Parents,

Please find attached a weekly home learning pack for your child if they are isolating at home. In this pack you will find daily activities for Phonics and Maths. Each afternoon there is a lesson from the wider curriculum. Some of these lessons have a list of possible activities for your children to complete. These get gradually more challenging so please support your child to select something that is appropriate for their stage of learning. Please hear your child read or share a story with them daily.

If you have any questions or concerns, you are able to post these on Microsoft Teams or email admin, but please be aware we are teaching in school and bare with us if we are not able to respond straight away.

Weekly Timetable:

Monday	Tuesday	Wednesday	Thursday	Friday
Phonics	Phonics	Phonics	Phonics	Phonics
Maths	Maths	Maths	Maths	Maths
Lunch	Lunch	Lunch	Lunch	Lunch
Wider curriculum	Wider curriculum	Wider curriculum	Wider curriculum	Wider curriculum

Please upload learning to Microsoft Teams at the end of the week

RWI Phonics

A guide for helping your
child read if learning from
home.

Please practise these sounds daily with your child

- Set 1 sounds for children in Reception and Year 1.

m a s d t I n p g o c k u b f e l h r j
v y w z x

6 'special friends' -two letters that make one sound

sh, ch, th, qu, nk, ng

Please practise these sounds daily with your child

- Set 2 sounds for children in Year 1 and Year 2
- ay, ee, igh, ow, oo, oo, ar, or, air, ir, ou, oy
- *Your child could make some cards with these sounds on to help them read them speedily.*

Please practise these sounds daily with your child

- Set 3 sounds for children in Year 1 and Year 2
- ea, oi, a-e, i-e, o-e, u-e, aw, are, ur, er, ow, ai, oa, ew, ire, ear, ure, tion, tious/cious
- *Your child could make some cards with these sounds on to help them read them speedily.*

Once you have practised the daily speed sounds there are plenty of activities on the Oxford Owl website to help develop reading and handwriting skills. See the step by step guide on the next few pages.



Login to Oxford Owl - you may need to set up a password if you haven't used the site before.

The screenshot shows the Oxford Owl website interface. At the top, the URL is <https://www.oxfordowl.co.uk>. The header includes the Oxford Owl logo, a 'My class login' button with an owl icon, and links for 'Help', 'Join us', and 'Log in'. A grey banner below the header contains a wrench icon and a message: 'We are currently experiencing an issue with logging in to Oxford Owl. We apologise for any inconvenience caused. We are working hard to fix this. Please come back later.'

Below the banner are two main sections:

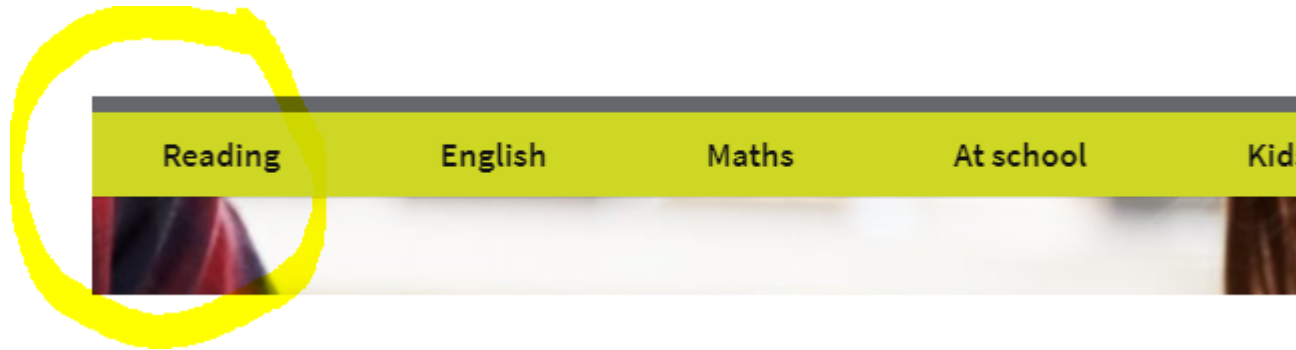
- Oxford Owl for School**: Teaching resources and expert school improvement support. Features include award-winning subscriptions and leadership support, free teaching resources and eBooks, and free Professional Development videos. It has 'Log in' and 'Join us' buttons and an 'About Oxford Owl for School' link.
- Oxford Owl for Home**: Free resources to support learning at home. Features include advice and support for parents, educational activities and games, and a free eBook library for 3- to 11-year-olds. It has an 'Enter site' button.

A yellow hand-drawn circle highlights the 'Oxford Owl for Home' section.

For school

For home

On the tool bar at the top...click on Reading then scroll down to RWI Phonics



Here you will find a guide for parents -please watch the sound pronunciation guide video.

Read Write Inc. guide for parents

Welcome to the *Read Write Inc.* page on Oxford Owl for Home. Here you can find lots of free resources to support your child's learning during the school closures.

[Free eBooks](#) | [Videos](#) | [Set 1 resources](#) | [Set 2 resources](#) | [Set 3 resources](#) | [Kits for parents](#)

Read Write Inc. Phonics

We have lots of free *Read Write Inc. Phonics* resources to help your child continue learning, including eBooks, practice sheets, Ditty sheets, slideshows, and parent films.

Teachers who teach *Read Write Inc. Phonics* are trained to teach the programme, but don't worry if you are not a phonics expert! These activities will help you support your child during this period of school closures. We suggest you start by watching this film for parents: [What is Read Write Inc. Phonics?](#)

Try to start at the right place for your child. If your child is learning to read at school with *Read Write Inc. Phonics*, they will be at one of the following stages:

Learning Set 1 Speed Sounds	+
Learning to blend with Set 1 Speed Sounds	+
Learning Set 2 Speed Sounds	+
Learning Set 3 Speed Sounds	+
Reading books with Set 1, 2, and 3 Speed Sounds	+

You will find a useful phonics audio guide to all these sounds in our [Sound Pronunciation Guide video](#). It is really important to say the sounds clearly to help your child learn them. We say 'mmm' not 'muh' and 'llll' not 'luh' when teaching the sounds. This really helps children when they learn to blend sounds together to read words.

For Reception and Year 1: Follow Learning Set 1 Speed Sounds and Learning to Blend with Set 1 Speed Sounds. There are online activities and pdfs to download to help your child practise writing the sounds.

Learning Set 1 Speed Sounds

These are the Set 1 Speed Sounds written with one letter:

| m a s d t i n p g o c k u b f e l h r j v y w z x

These are the sounds written with two letters (your child will call these 'special friends'):

| sh th ch qu ng nk ck

Check if your child can read these sounds. Make sure they say sounds like 'mmm', not letter names like 'em'. Watch the [Sound Pronunciation Guide video](#) to help you.

If your child is learning Set 1 Speed Sounds, help them to:

- Join in the Set 1 Speed Sounds live lessons by Ruth Miskin Training, Monday to Friday, at 9.30am (BST). You can sign up to either via this [Facebook page](#) or [YouTube channel](#). The films are each available for 24 hours after the live lesson.
- Practise the sounds they have been taught from the [My Set 1 Speed Sounds eBook](#). (The book has parent notes.)
- Complete the [Speed Sounds practice sheets](#) for the Speed Sounds they have learnt.
- Practise reading the Speed Sounds speedily with the [Set 1 Speed Sounds slideshow](#).

Learning to blend with Set 1 Speed Sounds

For Year 1s (and Y2/3/4s) who know the set 1 sounds and can blend the sounds to read words, move onto the activities in Set 2.

Learning Set 2 Speed Sounds

These are the Set 2 Speed Sounds:

ay ee igh ow (as in *blow*) oo (as in *zoo*)
oo (as in *look*) ar or air ir ou (as in *out*) oy

Check if your child can read these sounds.

If your child is learning the Set 2 Speed Sounds, help them to:

- Join in the Set 2 Speed Sounds live lessons by Ruth Miskin Training each day, Monday to Friday, at 10am (BST). You can sign up to either via this [Facebook page](#) or [YouTube channel](#). The films are each available for 24 hours after the live lesson.
- Practise the sounds they have been taught from the [My Sets 2 and 3 Speed Sounds eBook](#). (The book has notes for parents.)
- Complete the [Speed Sounds practice sheets](#) for the Speed Sounds they have learnt.
- Read the [eBooks](#) at Red Ditty level, then Green level and then Purple level, in order. We recommend children read each eBook three times, as they would at school: once to read the words correctly, a second time with more fluency, and a third time in a 'storyteller voice' that shows their understanding.
- Practise reading the Speed Sounds speedily with the [Set 2 Speed Sounds slideshow](#).
- When your child is confident and has finished reading the eBooks for a level, they can practise reading the words on the [Speedy Green Word slideshow](#) for that level.

When your child is confident recognising the set 2 speed sounds in words and reading the word then move on to Set 3.

Learning Set 3 Speed Sounds

These are Set 3 Speed Sounds:

ea (as in *tea*)
oi (as in *spoil*)
a-e (as in *cake*)
i-e (as in *smile*)
o-e (as in *home*)
u-e (as in *huge*)
aw (as in *yawn*)
are (as in *care*)
ur (as in *nurse*)
er (as in *letter*)
ow (as in *brown*)
ai (as in *snail*)
oa (as in *goat*)
ew (as in *chew*)
ire (as in *fire*)
ear (as in *hear*)
ure (as in *pure*)

Check if your child can read these sounds.

Follow the links to practise reading using the set 3 sounds.

If your child is learning Set 3 Speed Sounds, help them to:

- Join in the Set 3 Speed Sounds live lessons by Ruth Miskin Training, Monday to Friday, at 10.30am (BST). You can sign up to either via this [Facebook page](#) or [YouTube channel](#).
- Practise the sounds they have been taught from the [My Sets 2 and 3 Speed Sounds eBook](#). (The book has notes for parents.)
- Complete the [Speed Sounds practice sheets](#) for the Speed Sounds they have learnt.
- Read the [eBooks](#) at Pink level, then Orange level and then Yellow level, in order. We recommend children read each eBook three times, as they would at school: once to read the words correctly, a second time with more fluency, and a third time in a 'storyteller voice' that shows their understanding.
- Practise reading the Speed Sounds speedily on the [Set 3 Speed Sounds slideshow](#).
- When your child is confident and has finished reading the eBooks for a level, they can practise reading the words on the [Speedy Green Word slideshow](#) for that level.

Read the eBooks of the colour phonics group your child is in at school.

Reading books with Set 1, 2, and 3 Speed Sounds

If your child has learnt all three sets of Speed Sounds, they need to practise them and read books with words made up of those sounds. They could:

- Join in the Set 3 Speed Sounds live lessons by Ruth Miskin Training, Monday to Friday at 10.30am (BST). You can sign up to either via this [Facebook page](#) or [YouTube channel](#).
- Practise the sounds they have been taught from the [My Sets 2 and 3 Speed Sounds eBook](#). (The book has notes for parents.)
- Complete the [Speed Sounds practice sheets](#) for the Set 3 Speed Sounds.
- **Read the eBooks** at the Blue level and then the Grey level, in order. We recommend children read each eBook three times, as they would at school: once to read the words correctly, a second time with more fluency, and a third time in a 'storyteller voice' that shows their understanding.
- When your child is confident and has finished reading the eBooks for a level, they can practise reading the words on the [Speedy Green Word slideshow](#) for that level.

Children use the language 'equal to', 'more', 'less', 'greater than', 'fewer' and 'less than' to compare groups of objects.

Children do not need to know the difference between the groups, just that one group is greater or less than another or that the groups are equal to each other.

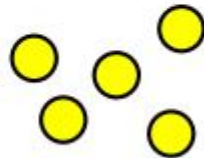
Circle the picture with more trees.



Use greater than, less than or equal to, to complete the sentences.



is _____



is _____



Whitney has this many cubes in one hand.


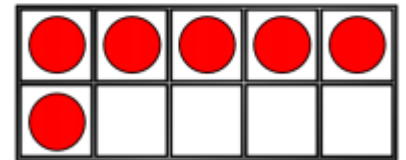
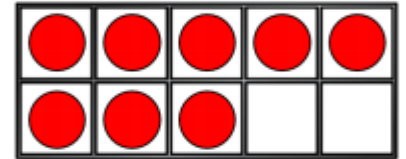
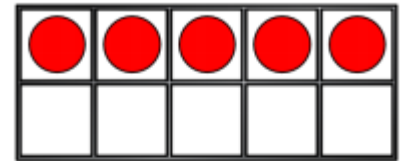


She has fewer cubes in the other hand.

How many cubes could she have in her other hand?


Challenge

Move **three** counters so that all the ten frames show the **same** amount.



Draw counters in the box to represent the sentence.

Eva's counters



Tommy's counters



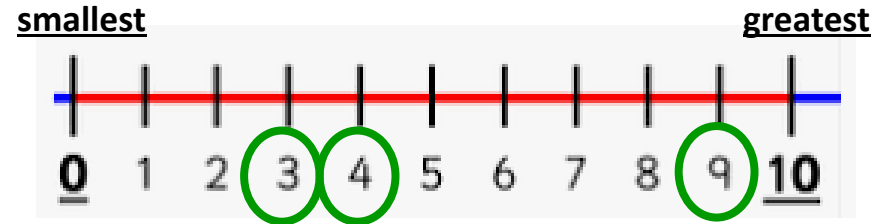
Eva has fewer counters than Tommy.

Children should know the numbers counting to 10
<https://www.youtube.com/watch?v=uGL7xYEVeaY>




Put these number of ice creams into order from greatest to smallest.

First we have to count how many are in each set: 3, 9 and 4.
The greatest number is 9, then 4 and the smallest is 3.



Order the dominoes from smallest to greatest.



Complete the sentences:

- The greatest number is _____
- _____ is the smallest number.

Order the number cards from smallest to greatest.




- _____ is the greatest number.
- _____ is the smallest number.
- _____ is greater than _____
- _____ is smaller than _____

Jack says,



I have ordered the numbers from smallest to greatest.

Challenge



Use 10 cubes.

Place them into 3 piles.

Order the piles from greatest to smallest.

How many different ways can you find?



Do you agree with Jack?
Explain your reasoning.

Children need to understand that a number can be partitioned into two or more parts. This will help them with number bonds and addition.

There are 5 apples altogether.

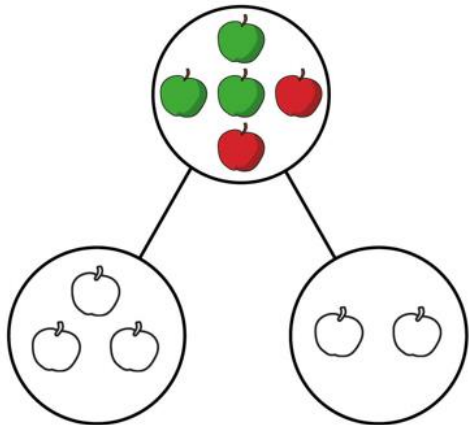


a) Complete the sentence.

There are green apples and red apples.

There are two parts.

b) Colour the apples to show the parts.




There are 4 bugs altogether.

a) Complete the sentence.

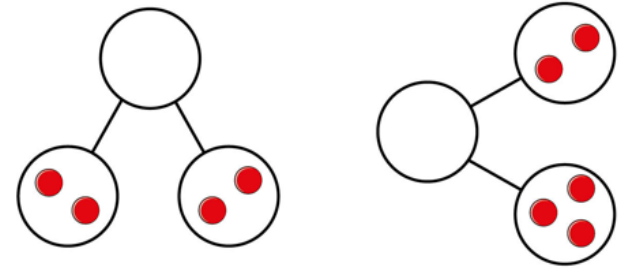
There are bees and ant.



b) Draw the parts.

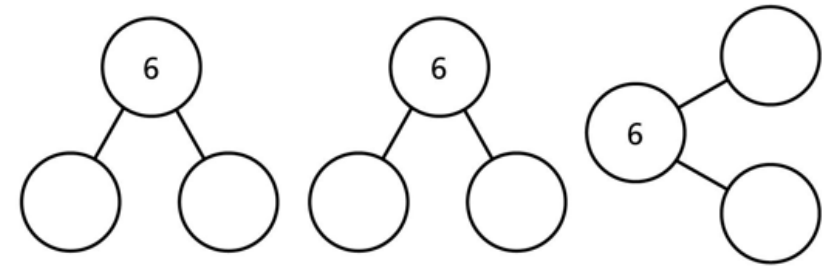


Draw counters to complete the part-whole models.



The whole is 6

Complete the part-whole models in different ways.



Challenge

There are 6 animals.



How many different ways can you sort the animals?

Complete a part-whole model for each way. Can you partition the animals into more than 2 groups?

Watch number bonds to ten

<https://www.youtube.com/watch?v=pd2zVDrGHoc>

Find three different ways to make 4



$$\square + \square = 4$$

$$\square + \square = 4$$

$$\square + \square = 4$$

Colour all the number bonds to 9

8 + 2	4 + 5	7 + 2	0 + 9	0 + 7
9 + 1	2 + 7	8 + 2	8 + 1	3 + 4
7 + 1	3 + 6	1 + 8	5 + 4	5 + 3
4 + 4	0 + 8	9 + 1	6 + 3	2 + 6
7 + 3	5 + 3	2 + 6	9 + 0	9 + 1

The counters show all the number bonds to 7

Complete the number sentences.



$$0 + 7 = 7$$



$$1 + 6 = \square$$



$$\square + \square = \square$$



$$\square + \square = \square$$



$$\square + \square = \square$$



$$\square + \square = \square$$



$$\square + \square = \square$$



$$\square + \square = \square$$

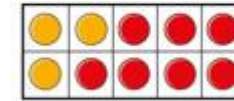
Match the ten frames to the number sentences.



$$3 + 7 = 10$$



$$6 + 4 = 10$$



$$2 + 8 = 10$$



$$5 + 5 = 10$$

Here is some fruit.



5p



6p



4p



5p



6p



4p

Kim buys an apple and some grapes.

How much does Kim spend?

Which number bond is the odd one out?

3 + 4 5 + 2 6 + 1 3 + 5

Challenge


Explain your answer.

What other numbers can you make number bonds for?

Number bond challenges

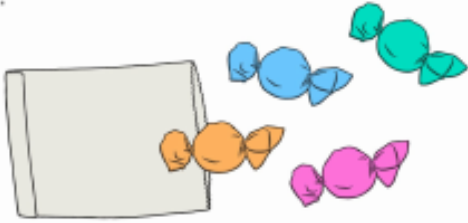
Number Bonds Challenge Cards 1

Adam has 10 apples. He eats 4 of them. How many apples are left?




Number Bonds Challenge Cards 4

Javid has a bag of sweets. There are 4 inside. He buys some more. He now has 10. How many sweets did he buy?



Number Bonds Challenge Cards 7

Lowri has 10 books. She lets her friend Hardeep borrow half of them. How many books does she lend to Hardeep?



Number Bonds Challenge Cards 2

A football team wins 5 games. If they win 5 more, how many games will they have won altogether?



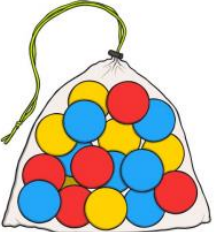
Number Bonds Challenge Cards 5

Selma has 6 birthday presents. Her grandparents bring her 4 more. How many presents does she have now?




Number Bonds Challenge Cards 8

Ben has 10 balls. He gives 2 of them to his friend Dara. How many balls does he have left?



Number Bonds Challenge Cards 3

A minibus has 10 seats. 7 of them are full. How many seats are empty?




Number Bonds Challenge Cards 6

Ibrahim has 10p. He spends 3p on a banana. How much does he have left?




Number Bonds Challenge Cards 9

Keeva has 20 teddies. 14 of them are in her toy box and the rest are on her bed. How many teddies are on her bed?



Use 10 counters to help


Complete the sentences.



There are white bears.

There are brown bears.

There are bears altogether.



There are horses.

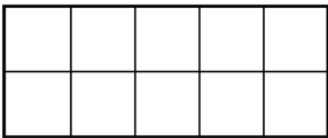
There are sheep.

There are animals altogether.

Draw counters to show the objects.

Complete the number sentences.

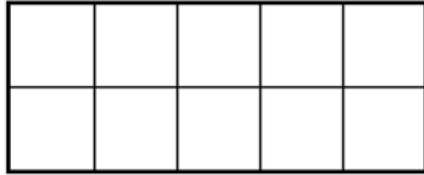
a) There are 5 yellow sweets and 2 green sweets.



How many sweets are there altogether?

$$\square + \square = \square$$

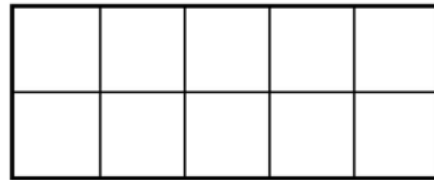
b) There is one blue car and eight red cars.



How many cars are there altogether?

$$\square + \square = \square$$

c) Tom has three apples and seven pears.



How many pieces of fruit does Tom have altogether?

$$\square + \square = \square$$

Ron has 2 dogs and 3 cats.

How many pets does he have altogether?

$$\square + \square = \square$$

Write five more bonds to 10

$$1 + 9 = 10$$

$$\square + \square = 10$$

$$\square + \square = 10$$

$$\square + \square = 10$$

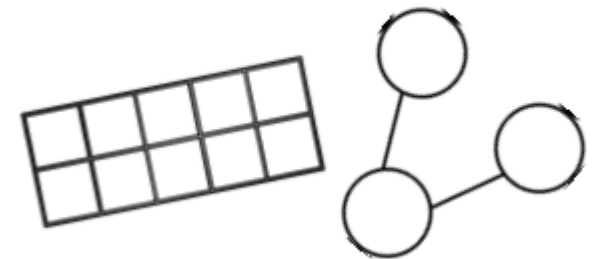
$$\square + \square = 10$$

$$\square + \square = 10$$

Challenge

There are 8 cubes.
Some are red and some are yellow.

How many different ways can you make a total of 8?




You should show your working out on a ten frame and a part-whole model.

Monday

Subtraction is when you find the difference between two values. Find out how to subtract, or take away, with this video.

<https://www.bbc.co.uk/bitesize/topics/zww39j6/article/s/ztpmrwx>

There are 7 cookies on a plate.
6 of the cookies are eaten.



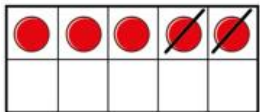
Complete the sentences.

First there were cookies.

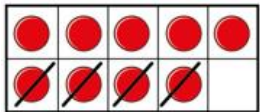
Then cookies were eaten.

Now there is cookie.

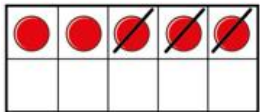
Match the counters to the number sentences.



$$9 - 4 = 5$$



$$5 - 3 = 2$$



$$5 - 2 = 3$$

Subtraction

There are 10 cars in a car park.



4 cars leave.

How many cars are left in the car park?

$$\square - \square = \square$$

Ann and Tom have 9 strawberries in total.




Ann eats 2 strawberries and Tom eats 1 strawberry.

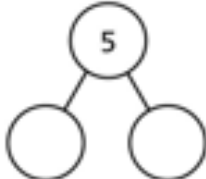
How many strawberries do they have left?

Complete the part-whole models and subtraction:

How many children do not have hats?

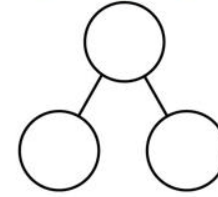


5

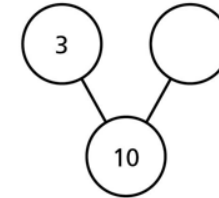


$5 - 2 = \square$

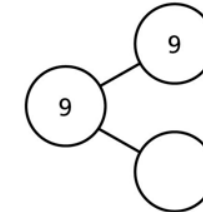
How many ice creams have sprinkles?



$$\square - \square = \square$$




$$10 - \square = \square$$



$$\square - \square = \square$$

How many calculations can you complete?

Challenge



$$\square = 7 - \square$$

Why can't the digits 8 or 9 be used?

Chilli Challenge: Nice and Spicy!

Calculating


Add and subtract one-digit and two-digit numbers to 20, including zero.

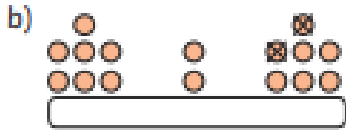
a) $3 + 6 =$
 b) $12 + 4 =$
 c) $6 + 9 =$
 d) $8 + 0 =$
 e) $9 - 2 =$
 f) $13 - 8 =$

Chilli Challenge: Nice and Spicy!

Calculating

Read, write and interpret mathematical statements involving addition (+), subtraction (-) and equals (=) signs.

a) 

b) 

Chilli Challenge: Nice and Spicy!

Calculating

Add and subtract one-digit and two-digit numbers to 20, including zero.

a) $3 + 6 =$ e) $9 - 2 =$
 b) $12 + 4 =$ f) $18 - 5 =$
 c) $6 + 9 =$ g) $13 - 8 =$
 d) $8 + 0 =$ h) $14 - 0 =$


Chilli Challenge: Nice and Spicy!

Word Problems

Solve one-step problems that involve addition and subtraction, using concrete objects and pictorial representations, and missing number problems such as:

$7 = () - 9$


Jay has some marbles. He loses nine marbles and has seven left. How many marbles did he have to start with?





Chilli Challenge: Nice and Spicy!


Number Facts

Represent and use number bonds and related subtraction facts within 20

a) $6 + 5 = \square$


b) $9 - \square = 5$


c) $\square + 4 = 17$


d) $18 - \square = 12$


Chilli Challenge: Nice and Spicy!

Word Problems

Solve one-step problems that involve addition and subtraction, using concrete objects and pictorial representations, and missing number problems such as

a) $7 = () - 9$

b) $7 = () - 9$

c) There are 10 pencils in the box and 4 are taken away. How many are left? Write a number sentence to show your working out.

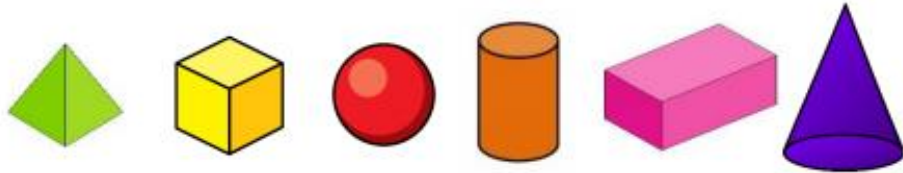
Write a story below to show

Children should practise naming solid shapes and their properties (see videos).

<https://www.youtube.com/watch?v=qEmN--EiotU>

<https://www.bbc.co.uk/bitesize/topics/zjv39j6/articles/zcsjqtq>

Match the shape to its name.



- cube
- cylinder
- cuboid
- pyramid
- cone
- sphere

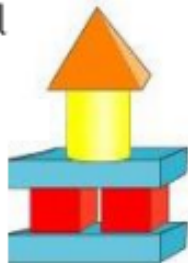
Complete the sentences to describe the model

There are ____ cuboids.


There are ____ cylinders.

There are ____ pyramids.

There are ____ cubes.



Circle the cubes. Tick the pyramids.




What 3-D shapes can you find in your home?

Food packaging comes in different shapes.

Challenge

The bottom of a 3-D shape is hidden.



What shape could it be?

Explain how you know.

Children should practise naming flat shapes and their properties (see videos).

<https://www.youtube.com/watch?v=ElQoMOCJw8w>

<https://www.bbc.co.uk/bitesize/topics/zjv39j6/articles/ztpwdmn>

Match the 2-D shapes to their names.



Rectangle

Circle

Square

Triangle

Circle the triangles, tick the rectangles and draw a circle and a square.



Challenge

Choose a 3-D object. Use one of the faces as a stencil to draw around. Name the shape that you have drawn. How many different 2-D shapes can you draw using 3-D shapes as a stencil?

Here is part of a shape.




How many different ways can you complete the shape using one or more straight lines?

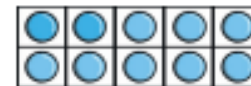
Children are building on their existing knowledge of counting forwards and backwards by introducing the numbers 11-20. Children should explore the meaning of the suffix 'teen' and what this tells us about a number.

11, 12, 13 and 15 are usually difficult for children to understand because they cannot hear the single digit in the name like others e.g. sixteen – six ones and a ten.

[https://www.bbc.co.uk/iplayer/episode/m0006s5q/n
umberblocks-series-4-i-can-count-to-twenty](https://www.bbc.co.uk/iplayer/episode/m0006s5q/numberblocks-series-4-i-can-count-to-twenty)

Write the numbers for each set of 10-frames.







What comes after 10? Continue up to 20.




Match the representations to the correct numeral.



12



7



10

Circle the odd one out and explain why.

11 12 13 14
15 61 17 18

Challenge

Mr Monaghan says,



I am going to count to 20

I will start at 8

Will Mr Monaghan say 11?

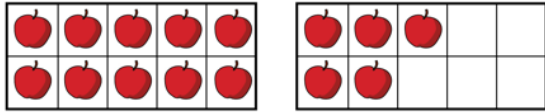
Explain how you know.

Friday

Place value headings like tens and ones tells us about the value of a digit in a number. Watch the video to learn how to count with tens and ones.

<https://www.bbc.co.uk/bitesize/topics/z8sfr82/articles/zw4q2nb>

a) How many apples are there?



There is ten and ones.

There are apples.

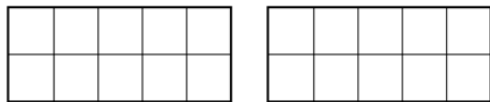
b) How many bees are there?



There is ten and ones.

There are bees.

Draw counters to show 1 ten and 3 ones.



1 ten and 3 ones is equal to

Tens and Ones

Complete the sentences.

a) 1 ten and 6 ones =

b) = 1 ten and 3 ones

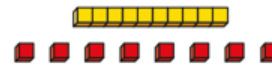
c) 15 = ten and ones

d) 2 tens =

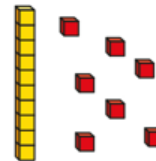
e) 1 ten and 10 ones =

Match the number sentences to the pictures.

1 ten and 7 ones



1 ten and 1 one

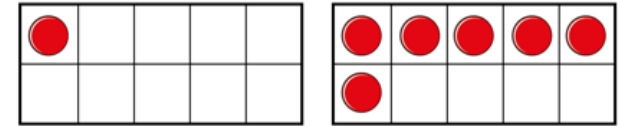


1 ten and 8 ones



Is this true or false?

The ten frames show the number 16



Challenge

Mr Monaghan says,



My number is greater than 8 but less than 15

What could his number be?

Geography

Select an activity. They get progressively more challenging so pick one that you feel is right for you 😊

1	Draw a map of your bedroom
2	Draw a map of your journey to school
3	Go on google maps and find your home. Use this to make a map of your street
4	Make a map of Wokingham Town Centre
5	Write a list of all the counties in the UK. Write them out in Alphabetical order. Which ones have you been to? What are the physical and human features like?
6	Challenge your family on https://www.geoguessr.com/

Wellbeing Afternoon

Select an activity for the afternoon

Board Game	Play a board game with your family or sibling
Build a den	Build a den inside or out
Cooking	Why not try cooking something new
Reading	Snuggle up with a good book
An Act of Kindness	Complete a kind act for someone in your family. E.g. write them a kind note
Comedy Show	Find ten funny jokes and deliver a comedy show to your family
Exercise	Use cosmic yoga or play in your garden

PE

Select an activity for the afternoon

Do some cosmic kids yoga

Make your own gymnastics routine or dance to your favourite music

Create an obstacle course with objects you have in our garden (extra points for using positional language!)

Practise throwing and catching a ball - make sure you count and record how many times you can do it!

Practise dribbling a football - how far can you go?

Use the Go Noodle songs and get dancing!

History

Select an activity

- | | |
|---|---|
| 1 | Talk to your grown ups about what your favourite toys and foods were when you were a baby - are they different to now? What's changed? |
| 2 | Talk to your grown ups about their childhood - what kind of toys did they play with? Where did they go to school? What are the similarities/differences to your life? |
| 3 | Talk to an older member of your family - what kind of toys did they play with? Where did they go to school? What are the similarities/differences to your life? |
| 4 | Make a poster of these differences discussed above. |
| 5 | Create a family tree of your family. |

Science

1	Create a drawing of your favourite season - what happens to nature during this season? Why does it happen?
2	In your garden or house draw a picture of your favourite plant or flower - can you name the parts of the flower? Label your picture.
3	Go on a treasure hunt around your house and find objects that are made of different materials - can you sort them into groups? What are the properties of these materials? Why did the designer choose these materials?
4	Draw a picture of your body - how many body parts can you name? Label your picture

Music

- | | |
|---|---|
| 1 | Listen to your favourite piece of music - who is the artist? What instruments can you hear? Why do you like this music? |
| 2 | Listen to these pieces of music - which instruments can you hear? How do they make you feel?
https://www.youtube.com/watch?v=FaFBuD0de0w
https://www.youtube.com/watch?v=VB6SIKl8Md0
https://www.youtube.com/watch?v=WQFejRxhr-4 |

Art/DT

- | | |
|---|--|
| 1 | Create a still life drawing or painting of something interesting in your house. This could be a flower, a toy, or a member of your family! |
| 2 | Make something that moves - a pop up book/card, a toy, a vehicle - get creative! |