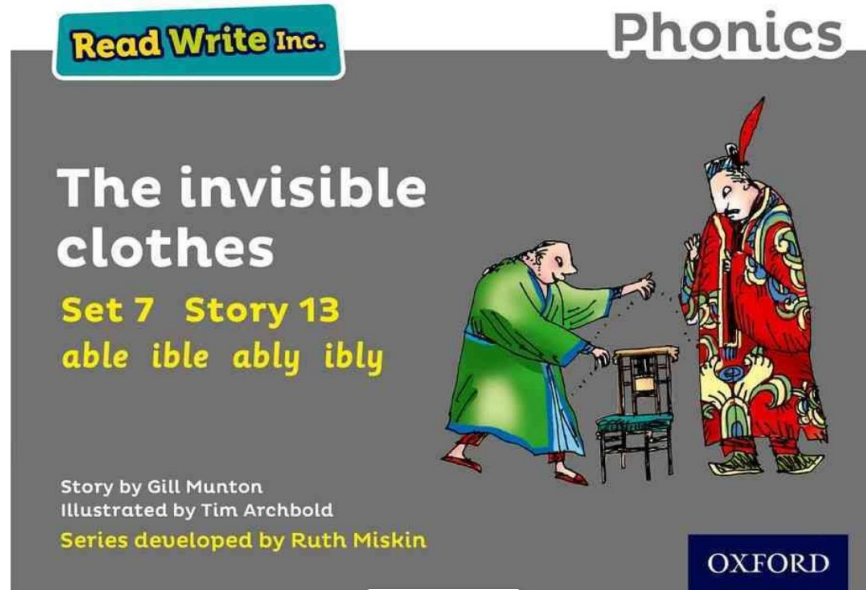


# GREY

Book for Monday 1<sup>st</sup> – Friday 5<sup>th</sup> June



Funded by  
  
Department  
for Education


**English Hubs**  
Whiteknights English Hub



# Daily Speed Sounds – Set 3

- Every day, watch the Set 3 speed sounds lesson available on Youtube
- [https://www.youtube.com/channel/UCo7fbLgY2oA\\_cFCIlg9GdxtQ](https://www.youtube.com/channel/UCo7fbLgY2oA_cFCIlg9GdxtQ)
- Set 3 lessons show at 10.30am, from Monday to Friday. Each one is around ten minutes long and available for 24 hours.

# Daily Speedy Green words



Set 7 Grey Storybooks - complete Speedy Green Words

**NEW**

likes

Online Activity

Clear Shuffle Default Decode Show

**Speedy Green Words  
slideshow: Grey Storybooks**

Practise the Speedy Green  
Words for all Read Write Inc.  
Phonics Grey Storybooks.

[Take a look](#)

Scroll down on the Oxford Own RWI page, until you find Set 3 Speedy Green Words Powerpoint: Grey Storybooks

<https://home.oxfordowl.co.uk/reading/reading-schemes-oxford-levels/read-write-inc-phonics-guide/>

# Daily Reading Activities

	Reading Activity
<b>Monday</b>	<ul style="list-style-type: none"><li>• Speed Sounds from the story book</li><li>• Story Green words</li><li>• Red words</li></ul>
<b>Tuesday</b>	<ul style="list-style-type: none"><li>• Introduction by parent</li><li>• First read by child</li></ul>
<b>Wednesday</b>	<ul style="list-style-type: none"><li>• Vocabulary check</li><li>• Jump in</li></ul>
<b>Thursday</b>	<ul style="list-style-type: none"><li>• Jump in</li><li>• Second read by child</li></ul>
<b>Friday</b>	<ul style="list-style-type: none"><li>• Third read by child</li><li>• Think about the story/Questions</li></ul>

- Find the book on the Oxford Owl eBook page. If not on the website, it will be scanned in on the next few slides.

# Speed Sounds

**Consonants** Ask children to say the sounds.

f ff ph	l ll <b>le</b>	m mm mb	n nn kn	r rr wr	s ss <b>se</b> c ce	v <b>ve</b>	z zz se s	sh	th	ng nk		
b bb	c k ck	d dd	g gg	h	j g ge	p pp	qu	t tt	w <b>wh</b>	x	y	ch tch

Each box contains one sound but sometimes more than one grapheme.  
Focus graphemes for this story are **circled**.

**Vowels** Ask children to say the sounds in and out of order.



a	e ea	i	o	u	ay ā-e a ai aigh	ee ea e y	igh ī-e ie i y	ow ō-e oa o oe		
oo ū-e ue ew	oo	ar	or oor ore aw au	air are	ir ur er	ou ow	oy oi	ire	ear	ure

**Word endings**


ture sure	ous eous cious tious	<b>able</b> <b>ably</b> <b>ible</b> <b>ibly</b>	tion
--------------	-------------------------------	----------------------------------------------------------	------



## Story Green Words



Ask children to read the words first in Fred Talk and then say the word.



vain weave thread length course\* suit\*

Ask children to say the syllables and then read the whole word.

Emper|or China tail|or serv|ants fin|est pro|cession  
in|cred|ible re|mark|able im|agin|able mis|er|ably  
un|bel|iev|able un|for|gett|able suit|able un|con|troll|ably  
un|bear|able

Ask children to read the root first and then the whole word with the suffix.

announce → announced admire → admired  
whisper → whispered

\* Challenge Words



## Vocabulary Check

Discuss the meaning (as used in the story) after the children have read each word.

**remarkable**

**definition:**

extraordinary and beautiful

**sentence:**

The Emperor of China loved to show off his remarkable silk suits.

**vain**

to think a lot of yourself

The vain Emperor said yes straight away.

**incredible**

amazing, beautiful

Isn't it incredible?

**suitable**

right

I need to buy needles that are suitable for such fine cloth.

**announced**

said

The next day, the tailor announced that the suit was ready.

**admired**

really liked

Everyone admired the Emperor's new clothes.

## Red Words

Ask children to practise reading the words across the rows, down the columns and in and out of order clearly and quickly.



love	wear	some	could
buy	bought	thought	everyone
father	any	whole	one
you	said	was	through
there	they	were	walk

## The invisible clothes



The Emperor of China loved to show off his remarkable silk suits.

One day, a tailor came to see him.

“I have invented a wonderful new cloth,” he said. “If you like, I will weave some for you, and make you the finest suit imaginable.”

The vain Emperor said yes straight away. He gave the tailor six bags of gold, so that he could buy the most valuable silk thread available in the city.



The crafty tailor put the gold in his pocket.  
Then he said to the Emperor,  
“I haven’t told you the best thing about this cloth.  
If a stupid person looks at it – it will seem to be invisible!”



“Good,” replied the Emperor.  
“When one of my servants looks at me in  
my new suit, it will be possible for me to  
tell if he is stupid. If he is, I can give  
him the sack!”

The next day, the Emperor went to see how the tailor was getting on.

(Of course, he hadn’t really bought any silk thread,  
and the gold was still in his pocket.)



“Let me show you the cloth I have already  
made,” said the tailor, pretending to  
spread a length of cloth over a chair.  
“Isn’t it incredible?”

The Emperor, of course, could see nothing, because there was nothing to see.

He had a horrible thought.  
“I can’t see the cloth!”  
he said to himself miserably.  
“That must mean that *I* am stupid!  
I’d better pretend I can see it!”

“It’s unbelievable!” he said to the tailor.



The next day, the Emperor went to see the tailor again.

“I’m starting to make the suit now,” said the tailor, pretending to measure the cloth. “Just look at those colours!”

“Unforgettable! Like a rainbow!” said the poor Emperor.

“But I will probably need six more bags of gold,” said the tailor, “to buy needles that are suitable for such fine cloth.”





The next day, the tailor announced that the suit was ready, and took it to the Emperor's bedroom.

He pretended to hold out the jacket and the trousers, and the Emperor pretended to put them on.

“Very comfortable!” he said.  
“I will march through the city in my new suit!”



So there was a grand procession.

Everyone admired the Emperor's new clothes – nobody wanted to say that they were invisible.

Then a small boy whispered to his father, “But the Emperor isn't *wearing* any clothes!”

His father repeated it, more loudly:

“*The Emperor isn't wearing any clothes!*”

Soon, the whole crowd had taken up the terrible cry:

“*The Emperor isn't wearing any clothes!*”

The Emperor began to weep uncontrollably. But he had to finish his unbearable walk through the city – as bare as the day he was born!



## Questions to talk about

Ask children to TYP each question using 'Fastest finger' (FF) or 'Have a think' (HaT).

- p.9** (HaT) What did the tailor promise to make for the Emperor?
- p.10** (FF) What did the tailor say would happen if a stupid person looked at the cloth?
- p.11** (FF) What did the tailor show the Emperor?
- p.12** (FF) Why did the Emperor think he must be stupid?
- p.13** (HaT) Do you think the tailor really needed six more bags of gold?
- p.14** (FF) What did the Emperor pretend to do?
- p.15** (HaT) Why do you think the Emperor began to weep when they crowd were all shouting?



## Questions to read and answer

(Children complete without your help.)

1. How do we know that the Emperor is vain?
2. Why does the Emperor want the special suit?
3. How does the tailor trick the Emperor?
4. Why did the Emperor decide to march through the city?
5. Why did nobody, except a small boy, want to say that the Emperor wasn't wearing any clothes?

# Hold a Sentence - Wednesday



Why are the clothes invisible?

**Check**

capital letter **W**  question mark **?** le

- Hide the sentence so your child doesn't copy it! Remind them of the items in the check list.

# Hold a Sentence - Friday



Why did the Emperor feel miserable?

**Check**

capital letter **W** **E**  question mark **?** **le**

- Hide the sentence so your child doesn't copy it! Remind them of the items in the check list.