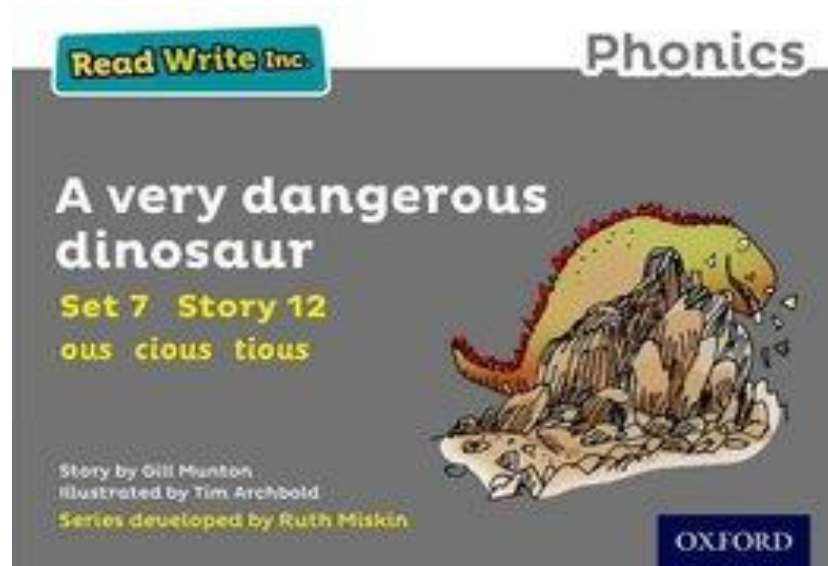


# GREY

Book for Monday 8<sup>th</sup> – Friday 12<sup>th</sup> June



Funded by  
  
Department  
for Education


**English Hubs**  
Whiteknights English Hub



# Daily Speed Sounds – Set 3

- Every day, watch the Set 3 speed sounds lesson available on Youtube
- [https://www.youtube.com/channel/UCo7fbLgY2oA\\_cFCIlg9GdxtQ](https://www.youtube.com/channel/UCo7fbLgY2oA_cFCIlg9GdxtQ)
- Set 3 lessons show at 10.30am, from Monday to Friday. Each one is around ten minutes long and available for 24 hours.

# Daily Speedy Green words



Set 7 Grey Storybooks - complete Speedy Green Words

**NEW**

likes

Online Activity

Speedy Green Words  
slideshow: Grey Storybooks

Practise the Speedy Green  
Words for all Read Write Inc.  
Phonics Grey Storybooks.

[Take a look](#)

Clear Shuffle Decode Show

Scroll down on the Oxford Own RWI page, until you find Set 3 Speedy Green Words Powerpoint: Grey Storybooks

<https://home.oxfordowl.co.uk/reading/reading-schemes-oxford-levels/read-write-inc-phonics-guide/>

# Daily Reading Activities

	Reading Activity
<b>Monday</b>	<ul style="list-style-type: none"><li>• Speed Sounds from the story book</li><li>• Story Green words</li><li>• Red words</li></ul>
<b>Tuesday</b>	<ul style="list-style-type: none"><li>• Introduction by parent</li><li>• First read by child</li></ul>
<b>Wednesday</b>	<ul style="list-style-type: none"><li>• Vocabulary check</li><li>• Jump in</li></ul>
<b>Thursday</b>	<ul style="list-style-type: none"><li>• Jump in</li><li>• Second read by child</li></ul>
<b>Friday</b>	<ul style="list-style-type: none"><li>• Third read by child</li><li>• Think about the story/Questions</li></ul>

- Find the book on the Oxford Owl eBook page. If not on the website, it will be scanned in on the next few slides.

# Speed Sounds

**Consonants** Ask children to say the sounds.

f ff ph	l ll le	m mm mb	n nn kn	r rr wr	s ss se c ce	v ve	z zz se <b>s</b>	sh	th	ng nk		
b bb	c k ck	d dd	g gg	h	j g ge	p pp	qu	t tt	w wh	x	y	ch <b>tch</b>

Each box contains one sound but sometimes more than one grapheme.  
Focus graphemes for this story are **circled**.

**Vowels** Ask children to say the sounds in and out of order.


a	e ea	i	o	u	ay a-e a ai aigh	ee ea e y	igh i-e ie i y	ow o-e oa o oe		
oo u-e ue ew	oo	ar	or oor ore aw au	air are	ir ur er	ou ow	oy oi	ire	ear	ure

**Word endings**


ture sure	<b>ous</b> <b>eous</b> <b>ci ous</b> <b>ti ous</b>	able ably ible ibly	tion
--------------	---	------------------------------	------



## Story Green Words



Ask children to read the words first in Fred Talk and then say the word.



Ask children to say the syllables and then read the whole word.

ferocious stalking vicious mountainous  
suspicious curious furious herbivorous  
protect precious gorgeous marvellous  
monstrous hideous scrumptious ridiculous  
idea\* scissors\* rumour\*

Ask children to read the root first and then the whole word with the suffix.

thunder → thundered lumber → lumbered anxious → anxiously  
cautious → cautiously

\* Challenge Words



## Vocabulary Check

Discuss the meaning (as used in the story) after the children have read each word.

	<b>definition:</b>	<b>sentence:</b>
<b>rumour</b>	<i>gossip, information</i>	<i>There was a rumour going round.</i>
<b>ferocious</b>	<i>fierce and scary</i>	<i>A ferocious dinosaur ...</i>
<b>stalking</b>	<i>following and hunting other animals</i>	<i>... was stalking the forest.</i>
<b>suspicious</b>	<i>thought something was wrong</i>	<i>Stegosaurus was suspicious.</i>
<b>curious</b>	<i>interested</i>	<i>Torosaurus was curious.</i>
<b>anxiously</b>	<i>worriedly</i>	<i>Stegosaurus thought anxiously about her precious egg.</i>
<b>obvious</b>	<i>easy</i>	<i>It's obvious!</i>

## Red Words

Ask children to practise reading the words across the rows, down the columns and in and out of order clearly and quickly.



talk	thought	there	where
all	through	one	would
two	was	they	other
were	caught	worse	what
want	their	great	should

## A very dangerous dinosaur



There was a rumour going round  
in dinosaur land.

Stegosaurus had told Torosaurus,  
Torosaurus had told Brachiosaurus –  
and now they all knew.

A new kind of dinosaur –  
the most ferocious yet –  
was stalking the forests.


His name was Snatchosaurus!



There was even a song about him:

“Vicious Snatchosaurus prowls through our lands,  
With spikes on his feet, and claws on his hands,  
Crashing through the treetops on mountainous legs,  
Making his dinner from *dinosaur eggs!*”

This sounded serious.  
The other dinosaurs got together  
to talk about it.



Stegosaurus was suspicious. Torosaurus was curious.

But Brachiosaurus was furious! “What a cheek!” she bellowed.  
“We herbivorous dinosaurs can’t protect our eggs from the likes of him.”



“What does ‘herbivorous’ mean, Mum?”  
squeaked Baby Brachiosaurus.

“It means ‘eating plants, not meat’,”  
thundered Brachiosaurus. “Now shush!”

The next day, Stegosaurus left her nest to find food.  
There was one egg in the nest, and it would soon be ready to hatch.

As she lumbered along, munching on bits of fern,  
Stegosaurus thought anxiously about her precious egg.

When her huge belly was full, she trotted back to the nest.

The egg had gone!  
And Snatchosaurus was disappearing  
behind a fir tree, licking his enormous lips.  
“Delicious!” he declared.




The day after that, Torosaurus left her nest.  
She had two fine eggs, and she was looking forward  
to having two gorgeous tiny Torosauruses.

When she returned, chewing nervously  
on a tree trunk, the two eggs had gone!  
And Snatchosaurus was disappearing  
behind a rock, spitting out  
bits of shell.

“Marvellous!” he hiccuped.





The day after that, Brachiosaurus kissed her three monstrous eggs and stomped off to the forest.  
“Don’t leave the nest!” she told Baby.

When she came back, dragging a leafy bush for Baby, the three eggs had gone! And Snatchosaurus was disappearing behind a waterfall, wiping his hideous mouth on a banana leaf.  
“Scrumptious!” he cried.

(As for Baby – he was hiding in a cave, shaking from nose to tail.)

“This is ridiculous!” boomed Brachiosaurus. Then she had her *big idea*.



“Snatchosaurus is a very dangerous dinosaur,” she said.  
“So it’s obvious! We need to find an *even more* dangerous dinosaur to catch him!”

“But where can we find a dinosaur like that?” asked Stegosaurus, cautiously.

“We will make one!” came the reply.

So they got out their scissors, and their pencils, and their paper, and their card, and their paints, and their sticky tape ...  
and they made ... a Catchasnatchosaurus!  
And the famous Snatchosaurus was never seen again!



## Questions to talk about

Ask children to TYP each question using 'Fastest finger' (FF) or 'Have a think' (HaT).

- p.9** (FF) How did the dinosaurs know about Snatchosaurus?
- p.10** (FF) What did Snatchosaurus eat for dinner?
- p.11** (FF) What does herbivorous mean?
- p.12** (HaT) Why was Snatchosaurus disappearing behind a fir tree?
- p.13** (FF) How do we know Snatchosaurus had eaten the eggs?
- p.14** (HaT) Why was Baby hiding in a cave?
- p.15** (FF) How was the Catchasnatchosaurus made?



## Questions to read and answer

(Children complete without your help.)


1. Which words on page 10 help you to understand what Snatchosaurus is like?
2. Why can't herbivorous dinosaurs protect their eggs from Snatchosaurus?
3. Why did the dinosaurs have to leave their nests?
4. Where did Baby hide?
5. What plan did Brachiosaurus come up with?  
What do you think of her idea?

# Hold a Sentence - Wednesday



The dangerous dinosaur thought the precious eggs were delicious.

## Check

capital letter **T**  full stop **.** **cious**


- Hide the sentence so your child doesn't copy it! Remind them of the items in the check list.

# Hold a Sentence - Friday



“We need to find an even more dangerous dinosaur to catch him.”

**Check**

capital letter **W**  full stop . “ “ tch

- Hide the sentence so your child doesn't copy it! Remind them of the items in the check list.