

# YELLOW

Book for Monday 27<sup>th</sup> April – Friday 1<sup>st</sup> May



Funded by  
  
Department  
for Education

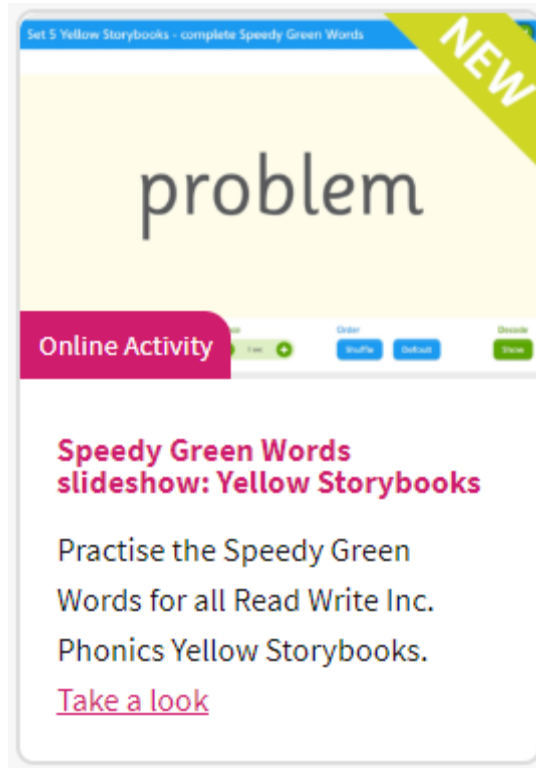
**English Hubs**  
Whiteknights English Hub



# Daily Speed Sounds – Set 3

- Every day, watch the Set 3 speed sounds lesson available on Youtube
- [https://www.youtube.com/channel/UCo7fbLgY2oA\\_cFCIlg9GdxtQ](https://www.youtube.com/channel/UCo7fbLgY2oA_cFCIlg9GdxtQ)
- Set 3 lessons show at 10.30am, from Monday to Friday. Each one is around ten minutes long and available for 24 hours.

# Daily Speedy Green words



Scroll down on the Oxford Own RWI page, until you find Set 2 Speedy Green Words Powerpoint: Yellow Storybooks

<https://home.oxfordowl.co.uk/reading/reading-schemes-oxford-levels/read-write-inc-phonics-guide/>

# Daily Reading Activities

	Reading Activity
<b>Monday</b>	<ul style="list-style-type: none"><li>• Speed Sounds from the story book</li><li>• Story Green words</li><li>• Red words</li></ul>
<b>Tuesday</b>	<ul style="list-style-type: none"><li>• Introduction by parent</li><li>• First read by child</li></ul>
<b>Wednesday</b>	<ul style="list-style-type: none"><li>• Vocabulary check</li><li>• Jump in</li></ul>
<b>Thursday</b>	<ul style="list-style-type: none"><li>• Jump in</li><li>• Second read by child</li></ul>
<b>Friday</b>	<ul style="list-style-type: none"><li>• Third read by child</li><li>• Think about the story/Questions</li></ul>

- Find the book on the Oxford Owl eBook page. If not on the website, it will be scanned in on the next few slides.



# Speed Sounds

## Consonants

Ask children to say the sounds.

f	l	m	n	r	s	v	z	sh	th	ng
ff	ll	mm	nn	rr	ss	ve	zz			nk
ph	le	mb	kn	wr	se		se			
					ce		s			

b	c	d	g	h	j	p	qu	t	w	x	y	ch
bb	k	dd	gg		g	pp		tt	wh			tch
	ck				ge							

Each box contains one sound but sometimes more than one grapheme.  
Focus graphemes for this story are **circled**.



## Vowels

Ask children to say the sounds in and out of order.

a	e	i	o	u	ay	ee	igh	ow
at	ea	in	on	up	day	y	i	o
	hen					see	high	blow

oo	oo	ar	or	air	ir	ou	oy
			oor				oi
zoo	look	car	for	fair	whirl	shout	boy

## Story Green Words



Ask children to read the words first in Fred Talk and then say the word.

dark horse down win ring score snack  
whizz wheel chair air

Ask children to say the syllables and then read the whole word.

round|about fluffy animal gorilla  
pop|corn candy|floss metal helter skelter\*

Ask children to read the root first and then the whole word with the suffix.

hoop → hoops dart → darts stair → stairs  
hair → hairy

\*Challenge Words



## Vocabulary Check



Discuss the meaning (as used in the non-fiction text) after the children have read the word.

**popcorn**  
**candyfloss**

### definition

bits of corn you can eat

fluffy sugar snack

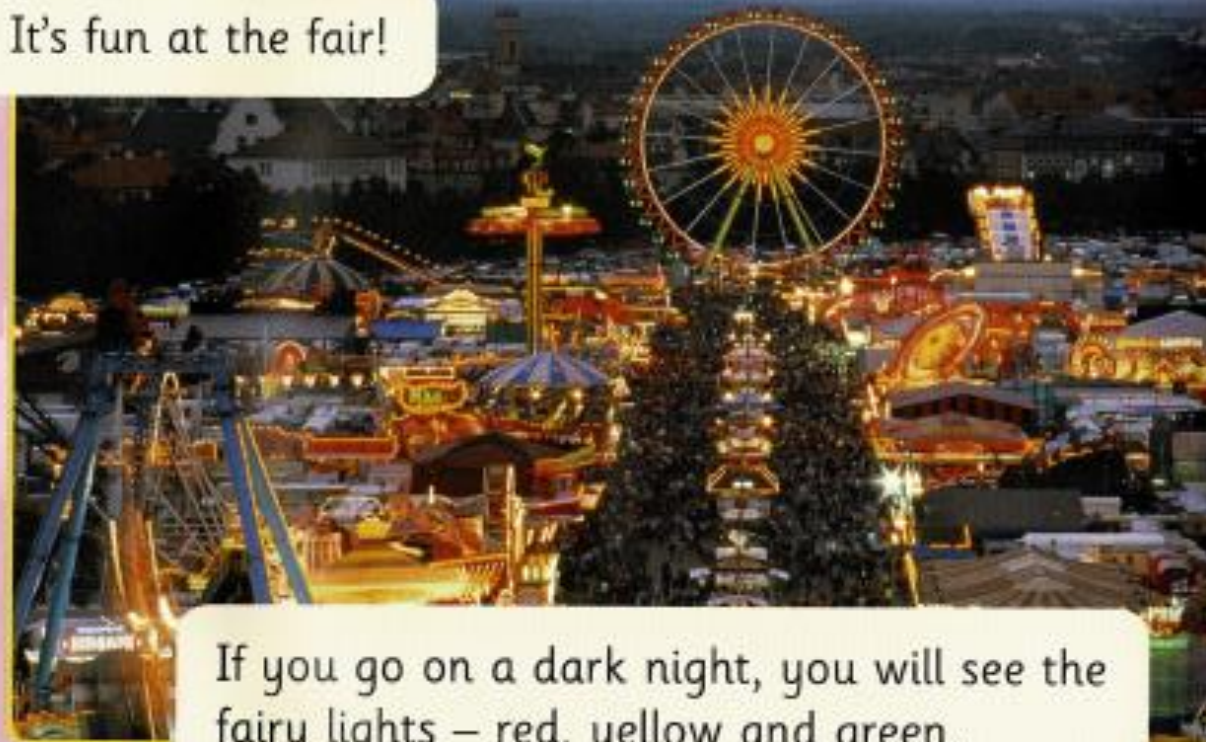
## Red Words

Ask children to practise reading the words across the rows, down the columns and in and out of order clearly and quickly.



you	down	of	above
some	great	into	want
any	were	they	there
said	above	watch	are
your	call	all	her

It's fun at the fair!



If you go on a dark night, you will see the fairy lights – red, yellow and green.



This is the roundabout.

You sit on a horse and go round and round, up and down.

You can play hoopla at the fair.  
You throw three hoops.



You may win a ring, or a fluffy animal, or a mug.

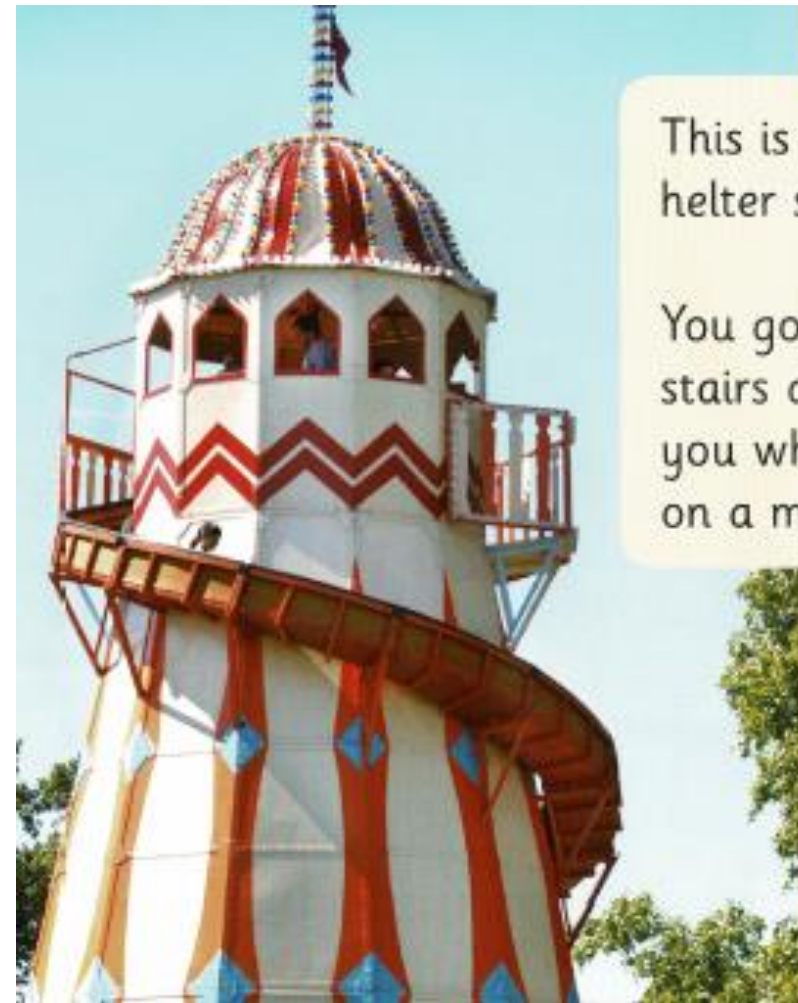
You can play darts at the fair.

If you get a high score, you may win a hairy gorilla!



This is the snack bar. You can get popcorn, or a stick of pink candyfloss.





This is the  
helter skelter.

You go up the  
stairs and then  
you whizz down  
on a mat.



The best  
thing at the  
fair is the big  
wheel.

You sit in a metal chair and  
you go high up in the air!



It's fun at the fair!



## Questions to talk about

Ask children to TYP for each question using 'Fastest finger' (FF) or 'Have a think' (HaT).

- p.9 (FF) What can you see on a dark night at the fair?
- p.10 (FF) What goes up and down on a roundabout?
- p.11 (FF) How many hoops do you throw when you play hoopla?
- p.12 (FF) What do you need to get to win darts?
- p.13 (HaT) As well as popcorn or candyfloss, what other snacks might you find at the fair?
- p.15 (FF) Where does the big wheel take you?

# Hold a Sentence - Wednesday



Have you been to a fun fair?

**Check**

capital letter H



question mark ?

**air**

- Hide the sentence so your child doesn't copy it! Remind them of the items in the check list.

# Hold a Sentence - Friday



You can eat a stick of candyfloss.

**Check**

capital letter Y



full stop . ea

- Hide the sentence so your child doesn't copy it! Remind them of the items in the check list.