


YELLOW

Book for Monday 18th May – Friday 22nd May



Funded by

Department
for Education

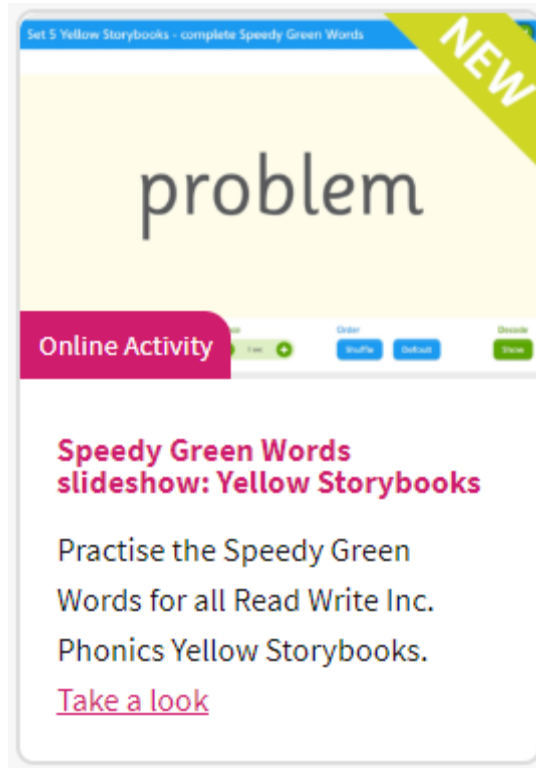
English Hubs
Whiteknights English Hub



Daily Speed Sounds – Set 3

- Every day, watch the Set 3 speed sounds lesson available on Youtube
- https://www.youtube.com/channel/UCo7fbLgY2oA_cFCIlg9GdxtQ
- Set 3 lessons show at 10.30am, from Monday to Friday. Each one is around ten minutes long and available for 24 hours.

Daily Speedy Green words



Scroll down on the Oxford Own RWI page, until you find Set 2 Speedy Green Words Powerpoint: Yellow Storybooks

<https://home.oxfordowl.co.uk/reading/reading-schemes-oxford-levels/read-write-inc-phonics-guide/>

Daily Reading Activities

	Reading Activity
Monday	<ul style="list-style-type: none">• Speed Sounds from the story book• Story Green words• Red words
Tuesday	<ul style="list-style-type: none">• Introduction by parent• First read by child
Wednesday	<ul style="list-style-type: none">• Vocabulary check• Jump in
Thursday	<ul style="list-style-type: none">• Jump in• Second read by child
Friday	<ul style="list-style-type: none">• Third read by child• Think about the story/Questions

- Find the book on the Oxford Owl eBook page. If not on the website, it will be scanned in on the next few slides.

Speed Sounds

Consonants Ask children to say the sounds.

f	l	m	n	r	s	v	z	sh	th	ng
ff	ll	mm	nn	rr	ss	ve	zz			nk
ph	le	mb	kn	wr	se		se			
					ce		s			

b	c	d	g	h	j	p	qu	t	w	x	y	ch
bb	k	dd	gg		g	pp		tt	wh			tch
	ck				ge							

Each box contains one sound but sometimes more than one grapheme.
Focus graphemes for this story are circled.

Vowels Ask children to say the sounds in and out of order.

a	e	i	o	u	ay	ee	igh	ow
at	ea	in	on	up	day	y	i	o
	hen					see	high	blow

oo	oo	ar	or	air	ir	ou	oy
zoo	look	car	oor	fair	whirl	shout	oi
			ore				boy
			for				

Story Green Words

Story Green Words are made up of sounds your child has already learnt. This book contains the following Green Words:

bushcraft woods paddle collect edible
blackberry footprints construct

Red Words

Red Words are harder to read because the letters represent unusual sounds. Ask your child to read the Red Words, but if he or she gets stuck on a word, read the word to your child. This book contains the following Red Words:

go some are so your

Red Words

Ask children to practise reading the words across the rows, down the columns and in and out of order clearly and quickly.



you	into	small	to
of	what	call	your
ball	are	was	they
there	some	any	above
great	their	watch	are

Hold a Sentence - Wednesday

It is fun to paddle in a brook. Splash, splash!




- Check capital **I** finger spaces 🖐️ full stop . paddle oo as in look
- Capital S exclamation mark !
- Hide the sentence so your child doesn't copy it! Remind them of the items in the check list.

Hold a Sentence - Friday



You can pick up sticks to make a den.

- Check capital **Y** finger spaces  full stop . ck a_e you
- Hide the sentence so your child doesn't copy it! Remind them of the items in the check list.