

YELLOW

Book for Monday 8th – Friday 12th June



Funded by

Department
for Education

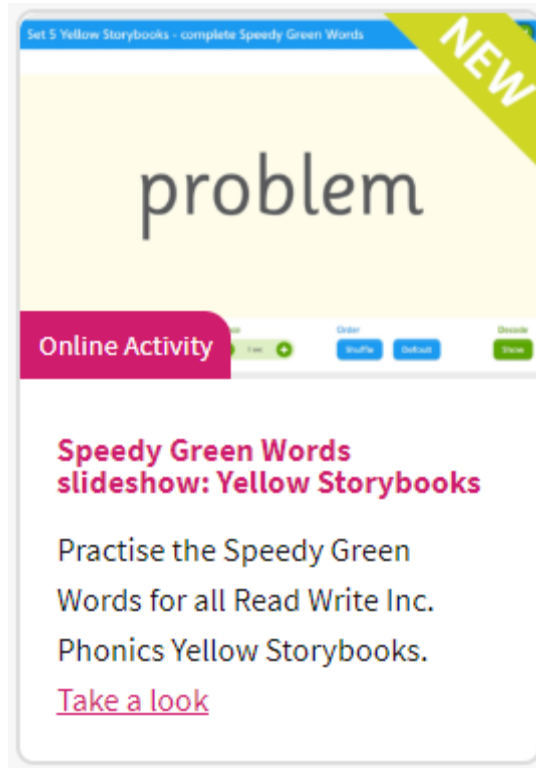
English Hubs
Whiteknights English Hub



Daily Speed Sounds – Set 3

- Every day, watch the Set 3 speed sounds lesson available on Youtube
- https://www.youtube.com/channel/UCo7fbLgY2oA_cFCIlg9GdxtQ
- Set 3 lessons show at 10.30am, from Monday to Friday. Each one is around ten minutes long and available for 24 hours.

Daily Speedy Green words



Scroll down on the Oxford Own RWI page, until you find Set 2 Speedy Green Words Powerpoint: Yellow Storybooks

<https://home.oxfordowl.co.uk/reading/reading-schemes-oxford-levels/read-write-inc-phonics-guide/>

Daily Reading Activities

	Reading Activity
Monday	<ul style="list-style-type: none">• Speed Sounds from the story book• Story Green words• Red words
Tuesday	<ul style="list-style-type: none">• Introduction by parent• First read by child
Wednesday	<ul style="list-style-type: none">• Vocabulary check• Jump in
Thursday	<ul style="list-style-type: none">• Jump in• Second read by child
Friday	<ul style="list-style-type: none">• Third read by child• Think about the story/Questions

- Find the book on the Oxford Owl eBook page. If not on the website, it will be scanned in on the next few slides.

Speed Sounds



Consonants Ask children to say the sounds.

f	l	m	n	r	s	v	z	sh	th	ng
ff	ll	mm	nn	rr	ss	ve	zz			nk
ph	le	mb	kn	wr	se		se			
					ce		s			

b	c	d	g	h	j	p	qu	t	w	x	y	ch
bb	k	dd	gg		g	pp		tt	wh			tch
	ck				ge							

Each box contains one sound but sometimes more than one grapheme.
Focus graphemes for this story are **circled**.



Vowels Ask children to say the sounds in and out of order.

a	e	i	o	u	ay	ee	igh	ow
	ea					y	i	o
at	hen	in	on	up	day	see	high	blow

oo	oo	ar	or	air	ir	ou	oy
			oor				oi
zoo	look	car	ore	fair	whirl	shout	boy
			for				



Story Green Words



Ask children to read the words first in Fred Talk and then say the word.



park large grass bench count pond
part dig fetch

Ask children to say the syllables and then read the whole word.

garden cricket picnic lolly carton
playground roundabout

Ask children to read the root first and then the whole word with the suffix.

explore → exploring bush → bushes
fly → flying swing → swings stick → sticks



Vocabulary Check



Discuss the meaning (as used in the non-fiction text) after the children have read the word.

picnic
carton

definition

a meal you eat outside

a small box

Red Words

Ask children to practise reading the words across the rows, down the columns and in and out of order clearly and quickly.




of	you	there	are
to	do	watch	above
they	love	ball	some
was	want	were	said
all	your	tall	her

A park is a sort of large garden with lots of grass and trees.

You can have fun in the park.

There are lots of things to see and do.





You can play cricket or football, or throw a ball.

You can go round the park on a scooter.

You can sit on a bench or have a picnic.


You can go exploring in the trees and bushes.



You can count the fish
in the pond.



You can watch
the birds flying
far above you.




You can get a lolly or a carton of drink.

The best part of the park is the playground.



You can go on the swings or the roundabout.



You can dig in the sandpit.

Dogs can have fun in the park.
They love to bark and fetch sticks.



Do you have fun in the park, too?



Questions to talk about

Ask children to TTYP for each question using 'Fastest finger' (FF) or 'Have a think' (HaT).


- p.9 (HaT) What can you see in a park?
- p.11 (FF) Where can you sit in the park?
- p.12 (FF) What can you count in the pond?
- p.13 (FF) What can you watch in the sky above you?
- p.15 (FF) What is in the playground?
- p.16 (HaT) Who else might enjoy the park and why?

Hold a Sentence - Wednesday



You can have fun exploring in the trees and bushes.

Check

capital letter **Y**  full stop . **ve** **or**

- Hide the sentence so your child doesn't copy it! Remind them of the items in the check list.

Hold a Sentence - Friday



Throw a stick for your dog to fetch.

Check

capital letter **T**  full stop **.** **OW**

- Hide the sentence so your child doesn't copy it! Remind them of the items in the check list.