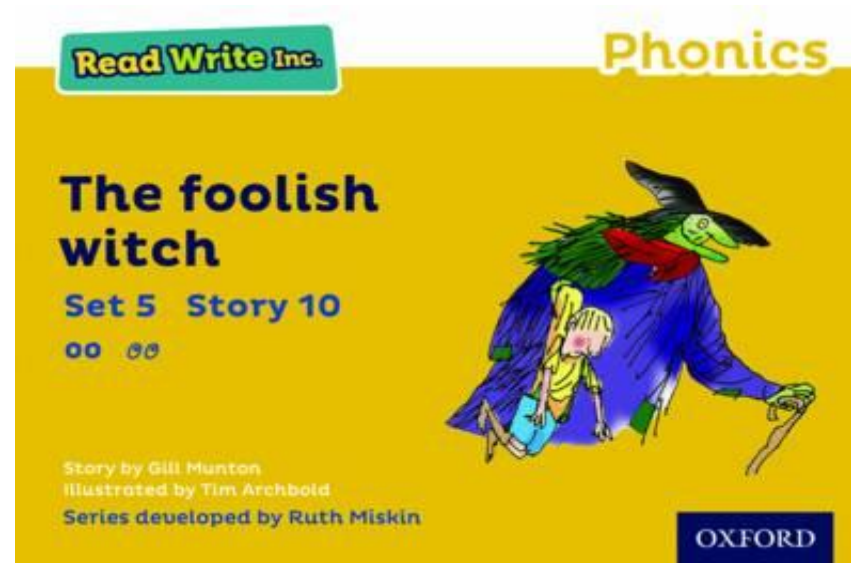


YELLOW

Book for Monday 22nd – Friday 26th June



Funded by

Department
for Education

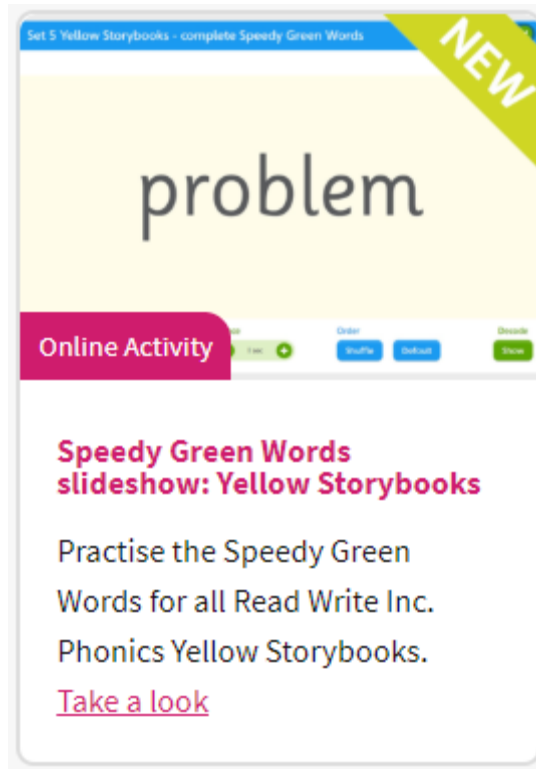
English Hubs
Whiteknights English Hub



Daily Speed Sounds – Set 3

- Every day, watch the Set 3 speed sounds lesson available on Youtube
- https://www.youtube.com/channel/UCo7fbLgY2oA_cFCIlg9GdxtQ
- Set 3 lessons show at 10.30am, from Monday to Friday. Each one is around ten minutes long and available for 24 hours.

Daily Speedy Green words



Scroll down on the Oxford Own RWI page, until you find Set 2 Speedy Green Words Powerpoint: Yellow Storybooks

<https://home.oxfordowl.co.uk/reading/reading-schemes-oxford-levels/read-write-inc-phonics-guide/>

Daily Reading Activities

	Reading Activity
Monday	<ul style="list-style-type: none">• Speed Sounds from the story book• Story Green words• Red words
Tuesday	<ul style="list-style-type: none">• Introduction by parent• First read by child
Wednesday	<ul style="list-style-type: none">• Vocabulary check• Jump in
Thursday	<ul style="list-style-type: none">• Jump in• Second read by child
Friday	<ul style="list-style-type: none">• Third read by child• Think about the story/Questions

- Find the book on the Oxford Owl eBook page. If not on the website, it will be scanned in on the next few slides.

Speed Sounds

Consonants Ask children to say the sounds.

f	l	m	n	r	s	v	z	sh	th	ng
ff	ll	mm	nn	rr	ss	ve	zz			nk
ph	le	mb	kn	wr	se		se			
					ce		s			

b	c	d	g	h	j	p	qu	t	w	x	y	ch
bb	k	dd	gg		g	pp		tt	wh			tch
	ck				ge							

Each box contains one sound but sometimes more than one grapheme.
Focus graphemes for this story are **circled**.



Vowels Ask children to say the sounds in and out of order.

a	e	i	o	u	ay	ee	igh	ow
	ea					y	i	o
at	hen	in	on	up	day	see	high	blow

oo	oo	ar	or	air	ir	ou	oy
			oor				oi
			ore				
zoo	look	car	for	fair	whirl	shout	boy

Story Green Words

Ask children to read the words first in Fred Talk and then say the word.

Hansel Gretel munch crumbs goose thumb
quick as a flash wrist path salt*

Ask children to say the syllables and then read the whole word.

cab|in goo|ey sat|in broom|stick gloom|y clump|y
ov|en* sup|per*

Ask children to read the root first and then the whole word with the suffix.

sob → sobbing scoop → scooping screech → screeched
stoop → stooped

* Challenge Words

Vocabulary Check

Discuss the meaning (as used in the story) after the children have read each word.

sobbing

crying

sentence:

Sobbing, they set off ...

log cabin

a small wooden house

Hansel and Gretel began to munch on bits of cabin.

scooping

picking

Gretel, scooping up the crumbs.

gloomy

dark and miserable

She flung Hansel into the gloomy hut.

clumpy

big and heavy

The witch put on her clumpy boots.

stooped

bent over

The witch stooped down.

quick as a flash

very, very fast

Quick as a flash, Gretel pushed her in.

Red Words

Ask children to practise reading the words across the rows, down the columns and in and out of order clearly and quickly.



where	some	they	was
you	said	to	were
there	are	tall	call
wall*	of	school	any
their	want	watch	what

* Red Word in this book only.

The foolish witch



Hansel and Gretel were lost in the wood.
Sobbing, they set off along a narrow path below the tall trees.

Soon, Hansel called, "Look, Gretel! A log cabin!"
But the walls were not logs – they were gooey toffee!
The windows were not glass, but sweets!

Hansel and Gretel began to munch on bits of cabin.
"Mmm! The roof is the best bit!" said Gretel,
scooping up the crumbs.



But just then, a head popped out of the bathroom window.
A tall, black hat, a spotty chin, a long, yellow tooth ...
It was a witch!

“You look hungry, my poppets!” she screeched.
“Let me give you some food,
and I will give you a bed for the night, too!”



So Hansel and Gretel had a very good supper,
a fat goose with fresh mushrooms and beetroot.



That night, in a sweet little
bedroom with a clock on the wall,
they slept on soft beds, with
smooth satin sheets.

“She must be a good witch!” Hansel said to Gretel as they lay
in the moonlight.

But she was not.

The next day, she was in a very bad mood. She flung Hansel into the gloomy hut where she kept her broomstick.

“Stay there until you are good and fat!” she screeched.
“Then I will cook you, and have you for lunch!”



“As for you,” she said, prodding Gretel in the chest with her thumb,
“go into the kitchen! Off you go, shoo!
We are going to feed Hansel up!”

So Gretel sat on a stool and cooked bread, and buns, and milk puddings. The witch put on her clumpy boots and took the food to the hut, pushing it in at the window.



But Hansel fooled the witch. When she asked to feel his wrist, as proof that he was getting fat, he stuck a twig out of the window. The witch felt the twig.

“Too thin, too thin!” she screeched.
“But I will still cook you for my lunch!”

She dragged Hansel into the kitchen.



She looked at Gretel, spooning salt into the pot.

“I will cook you, as well! Get into the oven!”

“I will fool the witch, too,” said Gretel to herself.

To the witch she said, “I can’t get in!
You must show me the best way to do it!”



So the witch stooped, and stuck her head into the oven. Quick as a flash, Gretel pushed her from behind so that she fell right in.

Gretel grinned as she slammed the oven shut.

She called to Hansel and they ran, and ran, and ran, right away from the cabin in the woods and the wicked, wicked witch.





Questions to talk about

Ask children to TTYP each question using 'Fastest finger' (FF) or 'Have a think' (HaT).

- p.9 (FF) What was the log cabin actually made out of?
- p.10 (FF) What did the witch look like?
- p.11 (FF) How did the witch help Hansel and Gretel?
- p.12 (HaT) What was the witch's plan all along?
- p.13 (HaT) Why did Hansel stick a twig out of the window?
- p.14 (FF) How did Gretel persuade the witch to get into the oven?
- p.15 (HaT) How do you think Hansel and Gretel were feeling?



Questions to read and answer

(Children complete without your help.)


1. The walls were **logs / wood / toffee**.
2. Gretel said that the **roof / window / door** was the best bit.
3. The witch flung Hansel into **a gloomy hut / a deep pond / a small bedroom**.
4. The witch put on a **big black hat / clumpy boots / a red dress**.
5. The witch wanted to **help / cook / play** with Hansel.

Hold a Sentence - Wednesday



They slept on soft beds with smooth satin sheets.

Check

capital letter **T**  full stop . ey oo th ee


- Hide the sentence so your child doesn't copy it! Remind them of the items in the check list.

Hold a Sentence - Friday



Stay there until you are good and fat.

Check

capital letter **S**  full stop . **ay oo**

- Hide the sentence so your child doesn't copy it! Remind them of the items in the check list.