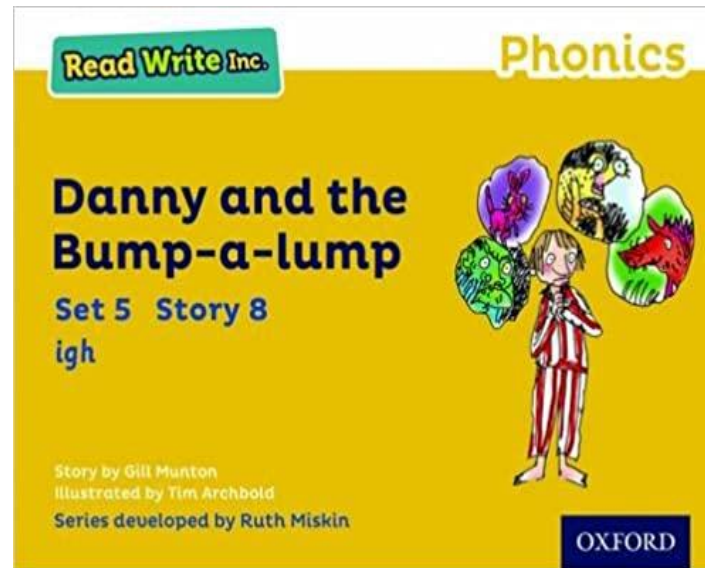


YELLOW

Book for Monday 6th – Friday 10th July



Funded by

Department
for Education

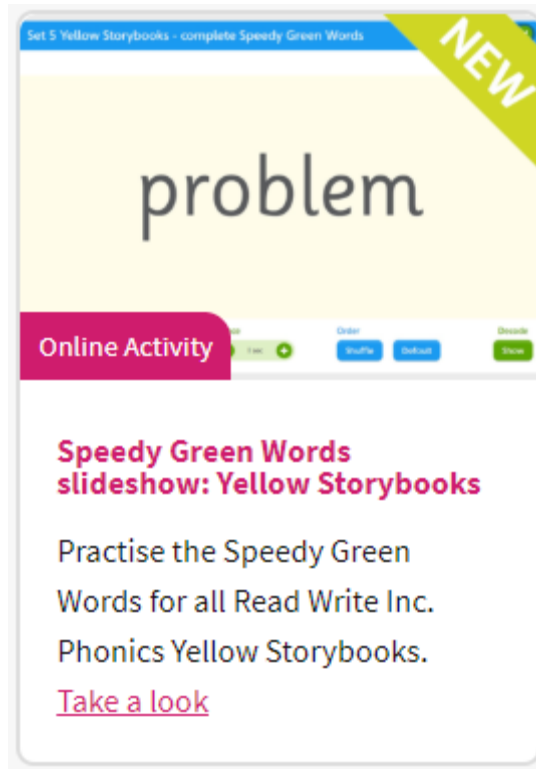
English Hubs
Whiteknights English Hub



Daily Speed Sounds – Set 3

- Every day, watch the Set 3 speed sounds lesson available on Youtube
- https://www.youtube.com/channel/UCo7fbLgY2oA_cFCIlg9GdxtQ
- Set 3 lessons show at 10.30am, from Monday to Friday. Each one is around ten minutes long and available for 24 hours.

Daily Speedy Green words



Scroll down on the Oxford Own RWI page, until you find Set 2 Speedy Green Words Powerpoint: Yellow Storybooks

<https://home.oxfordowl.co.uk/reading/reading-schemes-oxford-levels/read-write-inc-phonics-guide/>

Daily Reading Activities

	Reading Activity
Monday	<ul style="list-style-type: none">• Speed Sounds from the story book• Story Green words• Red words
Tuesday	<ul style="list-style-type: none">• Introduction by parent• First read by child
Wednesday	<ul style="list-style-type: none">• Vocabulary check• Jump in
Thursday	<ul style="list-style-type: none">• Jump in• Second read by child
Friday	<ul style="list-style-type: none">• Third read by child• Think about the story/Questions

- Find the book on the Oxford Owl eBook page. If not on the website, it will be scanned in on the next few slides.

Speed Sounds

Consonants Ask children to say the sounds.

f	l	m	n	r	s	v	z	sh	th	ng
ff	ll	mm	nn	rr	ss	ve	zz			nk
ph	le		kn	wr	se		se			
					ce		s			

b	c	d	g	h	j	p	qu	t	w	x	y	ch
bb	k	dd	gg		g	pp		tt	wh			tch
	ck				ge							

Each box contains one sound but sometimes more than one grapheme.

Focus graphemes for this story are **circled**.

Vowels Ask children to say the sounds in and out of order.

a	e	i	o	u	ay	ee	igh	ow
	ea					y	i	o
at	hen	in	on	up	day	see	high	blow

oo	oo	ar	or	air	ir	ou	oy
			oor				oi
			ore				
zoo	look	car	for	fair	whirl	shout	boy

Story Green Words



Ask children to read the words first in Fred Talk and then say the word.

flung knight fluff kind eyes*

Ask children to say the syllables and then read the whole word.

Danny midnight moonlight sett^ee nightlight daylight
supper* under* between

Ask children to read the root first and then the whole word with the suffix.

frighten → frightened rush → rushed spot → spots
cook → cooking

* Challenge Words

Vocabulary Check

Discuss the meaning (as used in the story) after the children have read each word.

moonlight

definition:

the light from a full moon

sentence:

Bright moonlight.

flung

threw off

I flung back the sheet.

supper

evening meal

She was cooking her supper.

knight

a soldier in metal armour

It was a knight to fight the Bump-a-lump.

nightlight

a lamp

In the knight's head, there was a nightlight.

slid between the sheets

cuddled down into bed

I slid between the sheets and shut my eyes tight.

Red Words

Ask children to practise reading the words across the rows, down the columns and in and out of order clearly and quickly.



there	watch	small	what
some	of	was	to
watch	you	I've	I'm
all	are	there	school
call	were	said	they

Danny and the Bump-a-lump



Midnight. Bright moonlight.

There was a thing under my bed ...

Aaaaaaagh! Help!

I flung back the sheet and went to find Mum.

She was sitting on the settee, watching "The Highjack" on TV.

Mum: Danny! Back to bed, right away!

Me: But I've got a thing under my bed.

Mum: What is it?

Me: It's a Bump-a-lump.

Mum: What's a Bump-a-lump?

Me: Just a Bump-a-lump.

Mum: Is it there in the daylight, or just in the night?

Me: Just in the night.

Mum: Is it big or small?

I shook my head.



Mum: Is it red, or green, or pink, or ...

I shook my head.

Mum: Tell me, Danny. Have you seen this Bump-a-lump?



Me: No. But it's there, all right.
I'm frightened of it!
Tell it to go away!

Mum: Don't be silly.
Go back to bed.

The next night ...

Bright moonlight,
and there was still a thing under my bed!
Aaaaagh! Help!

I flung back the sheet and
rushed off to find Mum.

She was cooking her supper.

Mum: Danny! Back to bed, right away!



Me: But, Mum, I've got a thing under my bed!
It's a Bump-a-lump!
It's always there, in the night!
It might be big, and it might be small!
It might be red, or green, or pink,
or maybe gold with black spots!
I'm frightened of it!
Tell it to go away!

Mum: What you need is something
to frighten the Bump-a-lump.



The next night ...


Mum stood something next to my bed.
It was a knight. The right kind of knight
for a fight with a Bump-a-lump.

In the knight's head, there was a nightlight.

I slid between the sheets and shut my eyes tight.

Mum: Right! This will send the Bump-a-lump away!
You will be all right tonight.

Me: Thanks, Mum.



Mum: Do you think you can get to sleep?

Me: I might ... I think I might ...



Mum: I'm having a look under the
bed ...

That's not a Bump-a-lump!

It's just a bit of fluff!

Goodnight, sleep tight, kiss kiss!

Me: Zzzzz! Zzzzz!



Questions to talk about

Ask children to TYP each question using 'Fastest finger' (FF) or 'Have a think' (HaT).

- p.9 (FF) What does Danny's mum tell him to do?
- p.10 (FF) When is the Bump-a-lump there?
- p.11 (FF) What does Danny want his mum to do?
- p.12 (HaT) What do you think Danny's mum thought when Danny came to find her that night?
- p.13 (FF) What does Danny's mum think he needs?
- p.14 (FF) What does Mum give Danny to scare the bump-a-lump?
- p.15 (HaT) Why does Mum look under the bed?



Questions to Read and Answer

(Children complete without your help.)


1. Mum was sitting on **the floor / the settee / the bed**.
2. Danny thinks about the Bump-a-lump **at night / in the daylight**.
3. Mum was **cooking her supper / looking at her book / having a nap**.
4. Mum put **a Bump-a-lump / a teddy / a knight** next to Danny's bed.
5. There was **a bit of fluff / a Bump-a-lump / a bad dog** under the bed.

Hold a Sentence - Wednesday



Is it there in the daylight, or just in the night?

Check

capital letter **I**  question mark **?** comma **,** ay igh

- Hide the sentence so your child doesn't copy it! Remind them of the items in the check list.

Hold a Sentence - Friday



Tell it to go away!

Check

capital letter **T**



exclamation mark **!** **ay**

- Hide the sentence so your child doesn't copy it! Remind them of the items in the check list.