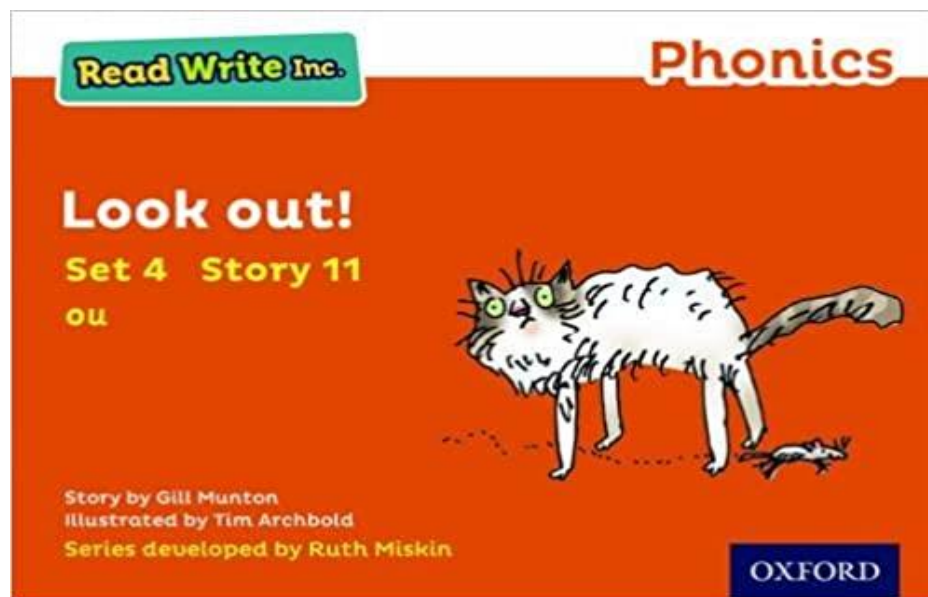


ORANGE

Book for Monday 29th – Friday 3rd July



Funded by

Department
for Education

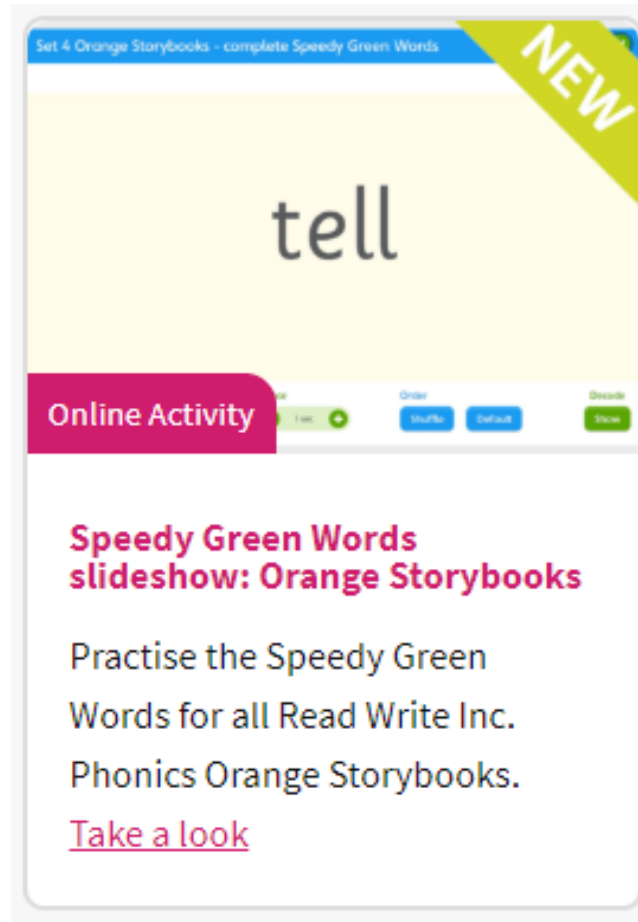
English Hubs
Whiteknights English Hub



Daily Speed Sounds – Set 3

- Every day, watch the Set 3 speed sounds lesson available on Youtube
- https://www.youtube.com/channel/UCo7fbLgY2oA_cFCIlg9GdxtQ
- Set 3 lessons show at 10.30am, from Monday to Friday. Each one is around ten minutes long and available for 24 hours.

Daily Speedy Green words



Scroll down on the Oxford Own RWI page, until you find Set 2 Speedy Green Words Powerpoint: Orange Storybooks

<https://home.oxfordowl.co.uk/reading/reading-schemes-oxford-levels/read-write-inc-phonics-guide/>

Daily Reading Activities

	Reading Activity
Monday	<ul style="list-style-type: none">• Speed Sounds from the story book• Story Green words• Red words
Tuesday	<ul style="list-style-type: none">• Introduction by parent• First read by child
Wednesday	<ul style="list-style-type: none">• Vocabulary check• Jump in
Thursday	<ul style="list-style-type: none">• Jump in• Second read by child
Friday	<ul style="list-style-type: none">• Third read by child• Think about the story/Questions

- Find the book on the Oxford Owl eBook page. If not on the website, it will be scanned in on the next few slides.



Speed Sounds

Consonants Ask children to say the sounds.

f	l	m	n	r	s	v	z	sh	th	ng
ff	ll	mm	nn	rr	ss	ve	zz			nk
	le		kn		se		se			
					ce		s			

b	c	d	g	h	j	p	qu	t	w	x	y	ch
bb	k	dd	gg			pp		tt	wh			tch
	ck											

Each box contains one sound but sometimes more than one grapheme.
Focus graphemes for this story are **circled**.



Vowels Ask children to say the sounds in and out of order.

a	e	i	o	u	ay	ee	igh	ow
	ea					y		
at	hen	in	on	up	day	see	high	blow

oo	oo	ar	or	air	ir	ou	oy
			oor				
			ore				
zoo	look	car	for	fair	whirl	shout	boy

Story Green Words

Ask children to read the words first in Fred Talk and then say the word.

mouse snout pounce shout ouch sink
spout

Ask children to say the syllables and then read the whole word.

with|out

Ask children to read the root first and then the whole word with the suffix.

sniff → sniffly

Red Words

Ask children to practise reading the words across the rows, down the columns and in and out of order clearly and quickly.

want

my

do

to

the

said

he

some

so

she

we

me

her

old

what

they

Look out!



Look out! Look out!
I can see a mouse about!



A mouse with pink feet
and a sniffly snout!



Puss **wants to** pounce,
and Mum **wants to** shout!



Ouch!

Look out! Look out!

I can see a mouse about!

Look out! Look out!

I can see a mouse about!



It runs round **the** sink

and it runs up **the** spout –


A mouse in **my** house! Get out! Get out!



Look out! Look out!



I can see a mouse about!



Look out! Look out!
I can see a mouse about!



A mouse in **my** house
I can **do** without!
It runs in, it runs round –
and then it runs out!
Look out! Look out!
I can see a mouse about!




Hold a Sentence - Wednesday



The mouse ran up the spout.

Check

capital letter **T**  full stop **.** **OU**

- Hide the sentence so your child doesn't copy it! Remind them of the items in the check list.

Hold a Sentence - Friday



The mouse runs around the house.

Check

capital letter **T**  full stop **.** **OU**

- Hide the sentence so your child doesn't copy it! Remind them of the items in the check list.