

# PINK

Book for Monday 18<sup>th</sup> – Friday 22<sup>nd</sup> May



Funded by  
  
Department  
for Education

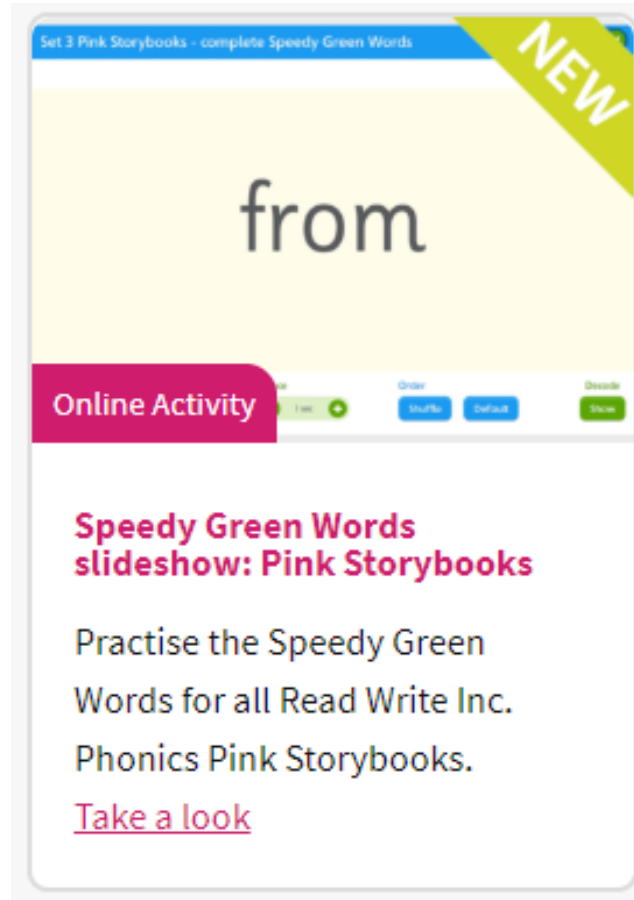
**English Hubs**  
Whiteknights English Hub



# Daily Speed Sounds – Set 3

- Every day, watch the Set 2 speed sounds lesson available on Youtube
- [https://www.youtube.com/channel/UCo7fbLgY2oA\\_cFCIlg9GdxtQ](https://www.youtube.com/channel/UCo7fbLgY2oA_cFCIlg9GdxtQ)
- Set 2 lessons show at 10.30am, from Monday to Friday. Each one is around ten minutes long and available for 24 hours.

# Daily Speedy Green words



Scroll down on the Oxford Own RWI page, until you find Set 2 Speedy Green Words Powerpoint: Pink Storybooks

<https://home.oxfordowl.co.uk/reading/reading-schemes-oxford-levels/read-write-inc-phonics-guide/>

# Daily Reading Activities

|                  | Reading Activity   |
|------------------|--|
| <b>Monday</b>    | <ul style="list-style-type: none"><li>• Speed Sounds from the story book</li><li>• Story Green words</li><li>• Red words</li></ul> |
| <b>Tuesday</b>   | <ul style="list-style-type: none"><li>• Introduction by parent</li><li>• First read by child</li></ul>                             |
| <b>Wednesday</b> | <ul style="list-style-type: none"><li>• Vocabulary check</li><li>• Jump in</li></ul>   |
| <b>Thursday</b>  | <ul style="list-style-type: none"><li>• Jump in</li><li>• Second read by child</li></ul>   |
| <b>Friday</b>    | <ul style="list-style-type: none"><li>• Third read by child</li><li>• Think about the story/Questions</li></ul>                    |

- Find the book on the Oxford Owl eBook page. If not on the website, it will be scanned in on the next few slides.



# Speed Sounds

**Consonants** Ask children to say the sounds.

|    |    |    |    |    |    |    |    |    |    |    |
|----|----|----|----|----|----|----|----|----|----|----|
| f  | l  | m  | n  | r  | s  | v  | z  | sh | th | ng |
| ff | ll | mm | nn | rr | ss | ve | zz |    |    | nk |
|    | le |    | kn |    | ce |    | s  |    |    |    |

|    |    |    |    |   |   |    |    |    |    |   |   |     |
|----|----|----|----|---|---|----|----|----|----|---|---|-----|
| b  | c  | d  | g  | h | j | p  | qu | t  | w  | x | y | ch  |
| bb | k  | dd | gg |   |   | pp |    | tt | wh |   |   | tch |
|    | ck |    |    |   |   |    |    |    |    |   |   |     |

Each box contains one sound but sometimes more than one grapheme.  
Focus graphemes for this story are circled.



**Vowels** Ask children to say the sounds in and out of order.

|    |     |    |    |    |     |     |      |      |
|----|-----|----|----|----|-----|-----|------|------|
| a  | e   | i  | o  | u  | ay  | ee  | igh  | ow   |
|    | ea  |    |    |    |     | y   |      |      |
| at | hen | in | on | up | day | see | high | blow |

|     |      |     |     |      |       |       |     |
|-----|------|-----|-----|------|-------|-------|-----|
| oo  | oo   | ar  | or  | air  | ir    | ou    | oy  |
|     |      |     |     |      |       |       |     |
| zoo | look | car | for | fair | whirl | shout | boy |



## Story Green Words



Ask children to read the words first in Fred Talk and then say the word.



Trog Fay hay pond bash splash daft  
troll

Ask children to say the syllables and then read the whole word.

away

Ask children to read the root first and then the whole word with the suffix.

yell → yells jump → jumps



## Red Words

Ask children to practise reading the words across the rows, down the columns and in and out of order clearly and quickly.




|      |      |      |      |
|------|------|------|------|
| you  | what | I'll | to   |
| was  | he   | go   | the  |
| all  | call | your | her  |
| I've | she  | want | some |

# Hold a Sentence - Wednesday

The troll jumps in the pond. Splash!




- Check capital T finger spaces  full stop . troll Capital S exclamation mark !
- Hide the sentence so your child doesn't copy it! Remind them of the items in the check list.

# Hold a Sentence - Friday

A big troll looks back at him.



- Check capital **A** finger spaces  full stop . ck troll
- Hide the sentence so your child doesn't copy it! Remind them of the items in the check list.