

# PINK

Book for Monday 29<sup>th</sup> – Friday 3<sup>rd</sup> July



Funded by  
  
Department  
for Education

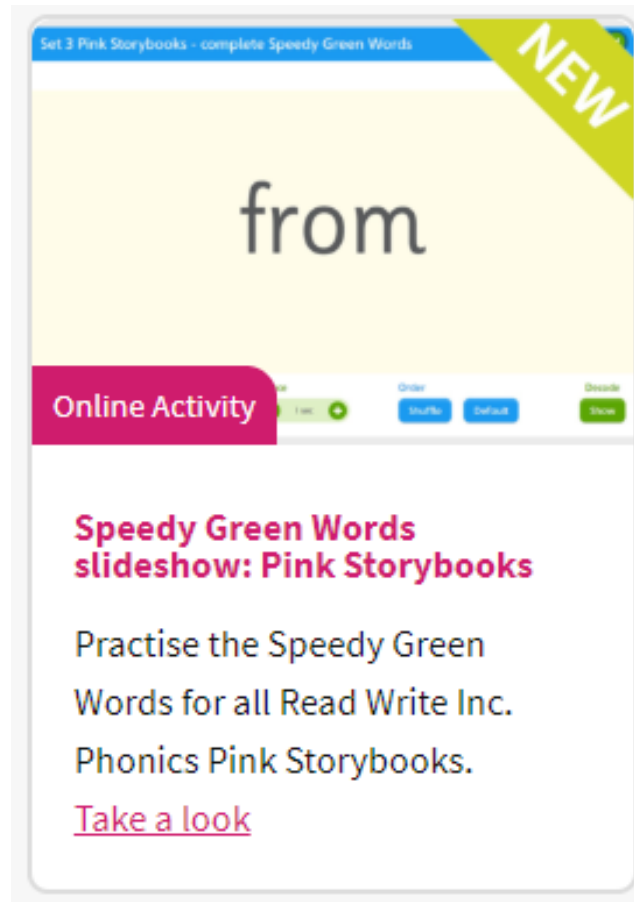
**English Hubs**  
Whiteknights English Hub



# Daily Speed Sounds – Set 3

- Every day, watch the Set 3 speed sounds lesson available on Youtube
- [https://www.youtube.com/channel/UCo7fbLgY2oA\\_cFCIlg9GdxtQ](https://www.youtube.com/channel/UCo7fbLgY2oA_cFCIlg9GdxtQ)
- Set 3 lessons show at 10.30am, from Monday to Friday. Each one is around ten minutes long and available for 24 hours.

# Daily Speedy Green words



Set 3 Pink Storybooks - complete Speedy Green Words

**NEW**

from

Online Activity

**Speedy Green Words  
slideshow: Pink Storybooks**

Practise the Speedy Green  
Words for all Read Write Inc.  
Phonics Pink Storybooks.

[Take a look](#)

Scroll down on the Oxford Own RWI page, until you find Set 2 Speedy Green Words Powerpoint: Pink Storybooks

<https://home.oxfordowl.co.uk/reading/reading-schemes-oxford-levels/read-write-inc-phonics-guide/>

# Daily Reading Activities

	Reading Activity
<b>Monday</b>	<ul style="list-style-type: none"><li>• Speed Sounds from the story book</li><li>• Story Green words</li><li>• Red words</li></ul>
<b>Tuesday</b>	<ul style="list-style-type: none"><li>• Introduction by parent</li><li>• First read by child</li></ul>
<b>Wednesday</b>	<ul style="list-style-type: none"><li>• Vocabulary check</li><li>• Jump in</li></ul>
<b>Thursday</b>	<ul style="list-style-type: none"><li>• Jump in</li><li>• Second read by child</li></ul>
<b>Friday</b>	<ul style="list-style-type: none"><li>• Third read by child</li><li>• Think about the story/Questions</li></ul>


- Find the book on the Oxford Owl eBook page. If not on the website, it will be scanned in on the next few slides.

# Hold a Sentence - Wednesday




She peeps in and sees a box.

**Check**

capital letter **S**  full stop . **ee ee**

- Hide the sentence so your child doesn't copy it! Remind them of the items in the check list.

# Hold a Sentence - Friday



We must get to this big rock.

**Check**

capital letter

**W**



full stop .

**ck**

- Hide the sentence so your child doesn't copy it! Remind them of the items in the check list.