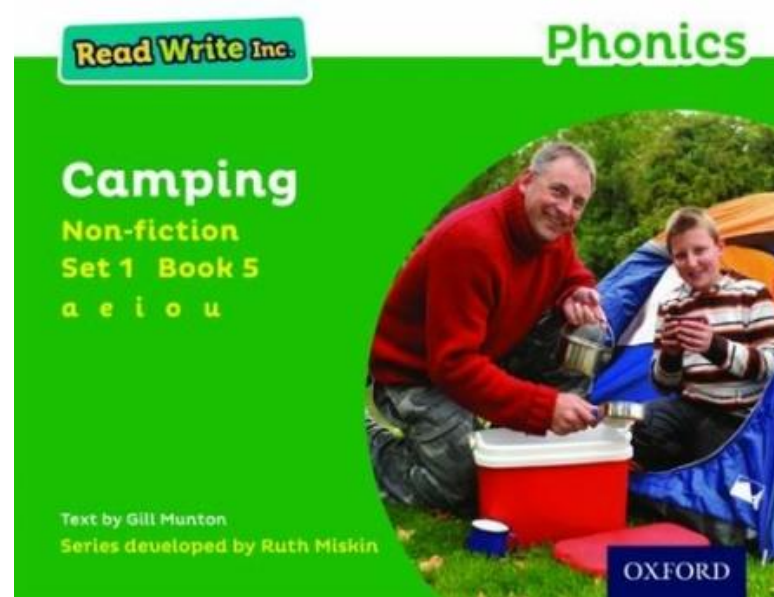


GREEN

Book for Monday 4th May – Friday 8th May



Funded by

Department
for Education


English Hubs
Whiteknights English Hub



Daily Speed Sounds – Set 2

- Every day, watch the Set 2 speed sounds lesson available on Youtube
- https://www.youtube.com/channel/UCo7fbLgY2oA_cFCIlg9GdxtQ
- Set 2 lessons show at 10.00 am, from Monday to Friday. Each one is around ten minutes long and available for 24 hours.

Daily Speedy Green words



Scroll down on the Oxford Own RWI page, until you find Set 1 Speedy Green Words Powerpoint: Green Storybooks

<https://home.oxfordowl.co.uk/reading/reading-schemes-oxford-levels/read-write-inc-phonics-guide/>

Daily Reading Activities

	Reading Activity
Monday	<ul style="list-style-type: none">• Speed Sounds from the story book• Story Green words• Red words
Tuesday	<ul style="list-style-type: none">• Introduction by parent• First read by child
Wednesday	<ul style="list-style-type: none">• Vocabulary check• Jump in
Thursday	<ul style="list-style-type: none">• Jump in• Second read by child
Friday	<ul style="list-style-type: none">• Third read by child• Think about the story/Questions

- Find the book on the Oxford Owl eBook page. If not on the website, it will be scanned in on the next few slides.



Speed Sounds

Consonants Ask children to say the sounds.

f	l	m	n	r	s	v	z	sh	th	ng
ff	ll		nn		ss	ve	zz			nk
							s			

b	c	d	g	h	j	p	qu	t	w	x	y	ch
bb	k		gg			pp		tt	wh			tch
	ck											

Each box contains one sound but sometimes more than one grapheme.
Focus graphemes for this story are **circled**.



Vowels Ask children to say the sounds in and out of order.

a	e	i	o	u
at	hen	in	on	up

ay	ee	igh	ow	oo
day	see	high	blow	zoo

Story Green Words

Ask children to read the words first in *Fred Talk* and then say the word.

van trip tent lamp cup lunch rod
grass egg drank pop pond match fun

Ask children to say the syllables and then read the whole word.

pas|ta sal|ad plas|tic

Ask children to read the root first and then the whole word with the suffix.

camp → camping blanket → blankets
pan → pans dish → dishes fish → fishing
twig → twigs

Vocabulary Check

Discuss the meaning (as used in the non-fiction text) after the children have read the word.

definition

plastic	a hard, man-made material
match	a small, thin piece of wood with one end that makes fire
supper	an evening meal

Red Words

Ask children to practise reading the words across the rows, down the columns and in and out of order clearly and quickly.



they	the	of
to	supper*	for*
what	ball	all
your	like	go

* Red Word in this book only

Ed and Dad went camping.



They went in Dad's van.

Things for the camping trip:

- tent
- lamp
- blankets
- pans
- plastic cups and dishes
- things for lunch
- fishing rods




They put up **the** tent.



Then **they** sat on **the** grass.

They had eggs and pasta salad **for** lunch.



They drank cans **of** pop.

They went fishing in a pond.
Ed got a big fish.



Dad got twigs and lit them with
a match.



They had fish and salad **for supper**.

At ten o'clock **they** went **to** bed in **the** tent.



Ed and Dad had fun camping!



Questions to talk about

Ask children to TTYP for each question using 'Fastest finger' (FF) or 'Have a think' (HaT).

- p.10 (FF) What did Ed and Dad bring to cook food in?
- p.13 (FF) What did they have for lunch?
- p.15 (FF) What did Dad use to make a fire?
- p.16 (FF) What time did they go to bed?
(HaT) What do you think Ed enjoyed most?

Hold a Sentence - Wednesday



The bus is big and red.

Check

capital letter T



full stop .

- Hide the sentence so your child doesn't copy it! Remind them of the items in the check list.

Hold a Sentence - Friday



The van is quick.

Check

capital letter T



full stop . qu ck

- Hide the sentence so your child doesn't copy it! Remind them of the items in the check list.