

# GREEN

Book for Monday 13<sup>th</sup> – Friday 17<sup>th</sup> July



Funded by  
  
Department  
for Education

**English Hubs**  
Whiteknights English Hub



# Daily Speed Sounds – Set 2

- Every day, watch the Set 2 speed sounds lesson available on Youtube
- [https://www.youtube.com/channel/UCo7fbLgY2oA\\_cFCIlg9GdxtQ](https://www.youtube.com/channel/UCo7fbLgY2oA_cFCIlg9GdxtQ)
- Set 2 lessons show at 10.00 am, from Monday to Friday. Each one is around ten minutes long and available for 24 hours.

# Daily Speedy Green words



The screenshot shows a digital interface for an online activity. At the top, a blue header reads 'Set 1 Green Storybooks - complete Speedy Green Words'. A yellow banner in the top right corner says 'NEW'. The main content area has a light yellow background with the word 'with' in a large, grey, sans-serif font. Below this, a pink bar contains the text 'Online Activity'. To the right of this bar are three buttons: 'Order', 'Share', and 'Download'. The bottom section of the page has a white background and contains the following text: 'Speedy Green Words slideshow: Green Storybooks', 'Practise the Speedy Green Words for all the Read Write Inc. Phonics Green Storybooks.', and a pink link that says 'Take a look'.

Scroll down on the Oxford Own RWI page, until you find Set 1 Speedy Green Words Powerpoint: Green Storybooks

<https://home.oxfordowl.co.uk/reading/reading-schemes-oxford-levels/read-write-inc-phonics-guide/>

# Daily Reading Activities

	Reading Activity
<b>Monday</b>	<ul style="list-style-type: none"><li>• Speed Sounds from the story book</li><li>• Story Green words</li><li>• Red words</li></ul>
<b>Tuesday</b>	<ul style="list-style-type: none"><li>• Introduction by parent</li><li>• First read by child</li></ul>
<b>Wednesday</b>	<ul style="list-style-type: none"><li>• Vocabulary check</li><li>• Jump in</li></ul>
<b>Thursday</b>	<ul style="list-style-type: none"><li>• Jump in</li><li>• Second read by child</li></ul>
<b>Friday</b>	<ul style="list-style-type: none"><li>• Third read by child</li><li>• Think about the story/Questions</li></ul>


- Find the book on the Oxford Owl eBook page. If not on the website, it will be scanned in on the next few slides.

# Hold a Sentence - Wednesday




I have lost my sun hat.

**Check**

capital letter **I**  full stop **.** **ve**


- Hide the sentence so your child doesn't copy it! Remind them of the items in the check list.

# Hold a Sentence - Friday



Put on my sun hat then.

**Check**

capital letter **I**  full stop **.** **th**

- Hide the sentence so your child doesn't copy it! Remind them of the items in the check list.