











Reception
Summer Term
Week 8 - 15th-19th June
2020



Notices

- This Powerpoint details the learning for the whole week, alongside a suggested timetable - this pack is the maximum amount of work for the week. The mental wellbeing of parents and children is the priority so please do not worry about completing all tasks every day.
- There will be extra resources posted on the team page which are non-compulsory but may give you some extra ideas if you want to extend your child's learning.
- If I can help you in any way, please contact me on the Teams page.
- Thank you for all of your support during these unsettling times - I am looking forward to seeing you all again soon.

Suggested Timetable

9:00	9:30	10	10:30	11	11:20	12	1:00	2:30
PE/ Physical activity	RWI phonics	Snack and a story	Maths	Collective worship*	Choosing	Lunch	Writing activity/ Topic based activity	Reading
							Choosing time 	

*Fischy Music hold a virtual collective worship on a Monday via their youtube channel -<https://www.youtube.com/user/Fischymusic>
They have also added free access to their songs on their website (which the children love!) www.fischytones.com

Physical Activity Ideas

- Get Moving! Start the day off with a wake and a shake - here are some ideas that we enjoy at school -
- Joe Wicks PE workouts - <https://www.youtube.com/watch?v=qGKGNzNbWjU>
- Cosmic kids yoga - <https://www.youtube.com/user/CosmicKidsYoga>
- Go Noodle (sign up for a home subscription - its free and has lots of songs and dances to "wake and shake" - Italy love "Banana, Banana, Meatball 😊) <https://www.gonoodle.com/>
- Count your star jumps/spins
- Jog around the garden for 5 minutes
- Teach your parents the bean game!





Phonics Time!

- Everyday, RWI post a video for a speed sounds lesson - just like the one we have at school. You can find it here:
https://www.youtube.com/channel/UCo7fbLgY2oA_cFCIlg9GdxtQ
- Mrs Kumar's Phonics group are working on their set 1 sounds
- Miss Moss', Mrs Barr and Mrs Chard's phonics group can work on their set 2 sounds.
- There are some slight changes to phonics lessons from this week - If you are in Mrs Kumar's phonics group carry on with this powerpoint. If you are in Miss Moss' or Mrs Barr's group, open the Green RWI powerpoint on teams and if you are in Mrs Chards group, please open the purple RWI powerpoint on teams 😊

Write captions for these pictures.









Which numbers come next?

2 3 4

Can you work out the answer?


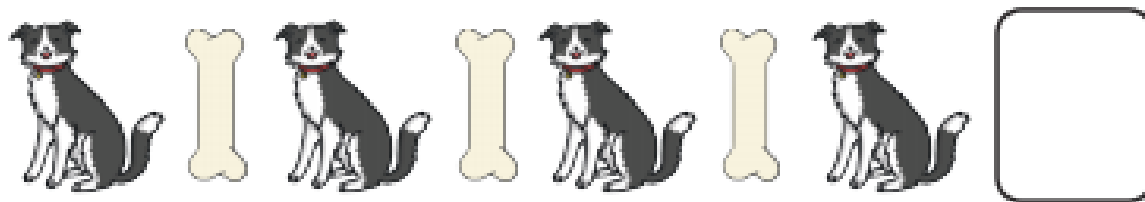


Which activity would you do at night time?

Circle it.


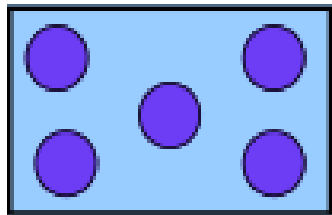
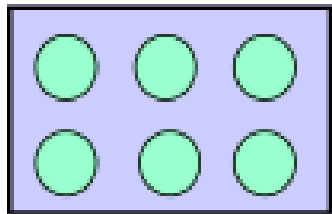
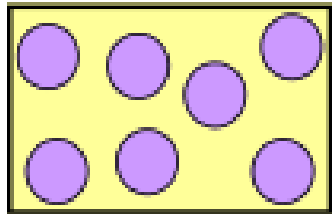

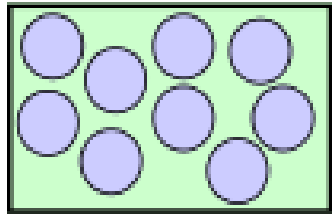


Which picture comes next in the pattern? Circle it.



1 2 3 4 5 6 7 8 9 10

One less is



Minus

$5 - 1 =$



$6 - 1 =$

Take away

$7 - 1 =$

Subtract

$8 - 1 =$

One less is

$9 - 1 =$




Work out how much change you will get from 20p when you buy each item below. Write your answers in the boxes provided. The first one is done for you.

I have 20p




I get 2p change

I have 20p




I get change

I have 20p




I get change

I have 20p



I get change

I have 20p



I get change

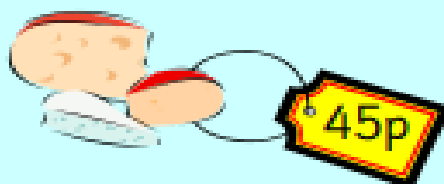
I have 20p



I get change

Work out how much change you will get from 50p when you buy each item below. Write your answers in the boxes provided. The first one is done for you.

I have 50p




I get 5p change

I have 50p



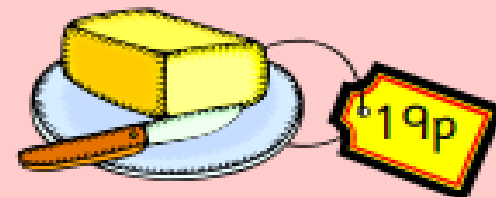
I get change

I have 50p




I get change

I have 50p



I get change

I have 50p



I get change

I have 50p



I get change

Write captions for these pictures.











add 1 more is





$1 + 1 = \dots\dots\dots$



$2 + 1 = \dots\dots\dots$



$3 + 1 = \dots\dots\dots$



$4 + 1 = \dots\dots\dots$



$5 + 1 = \dots\dots\dots$



Tick 3 numbers to make 6.

4

1

2

3

Tick 3 numbers to make 7.

5

1

2

4

Tick 3 numbers to make 9.

3

2

1

5

Tick 3 numbers to make 5.

5

0

1

4

Tick 3 numbers to make 8.

2

3

1

4

Write captions for these pictures.










Find the total of each set of coins




Answer




Answer




Answer



Answer




Answer




Answer

Draw the 1p and 2p coins needed to pay for each piece of fruit

5p




7p




9p



10p



8p



Write captions for these pictures.









Can you sort out the numbers and place them in the correct circles? Use objects and watch the Numberblocks to help you.

8

11

18

13

3

4

19

5

1

9

20

15

6

14

17

12

2

7


10

16

Odd numbers

Even numbers

Write captions for these pictures.










Maths Activity Mats

Can you **estimate** how many bees there are?





Count and check.

Can you work out the answer?


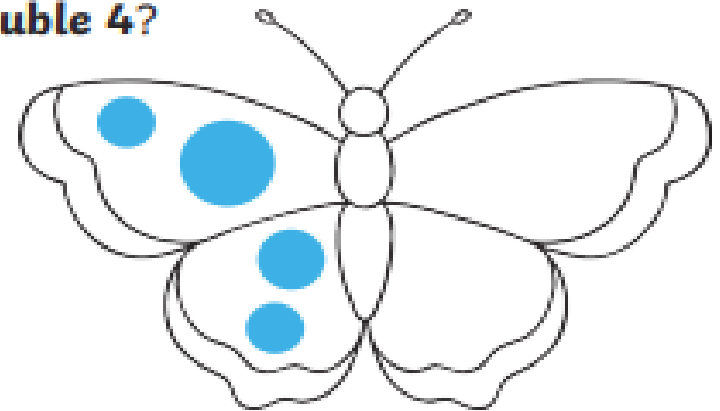
$$4 + 3 = \square$$



How many spots does each ladybird have?




What is **double 4**?



1 2 3 4 5 6 7 8 9 10

Can you count how many leaves there are altogether?



If the caterpillars eat 2 leaves, how many leaves will be left?

Can you count how many leaves there are altogether?




If the caterpillars eat 2 leaves, how many leaves will be left?

Can you count how many leaves there are altogether?



If the caterpillars eat 3 leaves, how many leaves will be left?

Can you count how many leaves there are altogether?




If the caterpillars eat 3 leaves, how many leaves will be left?

Explore the effects of plastic pollution on the sea - make a poster about what you have found out.

<https://encounteredu.com/teacher-resources/oceans-for-beginners-x-curric-ages-5-7>

Research different animal prints like zebra/giraffe/cow - Make a collage of the prints using different materials.



Follow the steps on this video to draw a bird!

<https://www.youtube.com/watch?v=rzxRWTv237M>

Make ocean themed pudding cups with a grown up -

<https://www.momendeavors.com/octopus-ocean-pudding-cups/> - you could make them jungle/mud themed with chocolate pudding mix and jelly worms!

Write a leaflet about how you care for your pet - you could even imagine you have a wild animal as a pet - how would you look after a lion/dolphin/monkey?

Make a Rain-stick!

<http://jdaniel4smom.com/2015/05/here-is-how-to-make-rainstick-music-instruments-at-home.html>

Design your own zoo - what animals would you keep?

Create a map to show people around your zoo!

<https://www.marwell.org.uk/zoo/keep-in-touch/webcams>

Use the Busy Things website
<https://www.busythings.co.uk/play/#>
Username: nmfrance Password: nmfrance

And explore the Understanding the World - Animal section. There are lots of interactive activities on this site.

Use natural materials or any other toys/objects you have in your house to create an animal habitat.