

Reception
Summer Term
Week 11 - 13th-17th July



It is Festival Week!



We hope this slide is helpful but please get in touch on Teams or through school admin if you have any questions. 😊

The Reception Team would like to start by saying a huge thank you for all the hard work and commitment that has gone into home schooling over the past few months. We have been really impressed with the commitment and perseverance from all! This week there are lots of activities that can be enjoyed by the whole family. We hope that you have lots of fun with these activities. Please continue with the daily phonics and reading.

Instead of multiple lesson slides, your pack will include a **topic grid** filled with activities to choose from. This way you can personalise learning to suit individual interests and although we advise two/three activities per day, this is just a guideline. If a particular project engages your child please do work on it over a number of sessions.

Suggested Timetable

9:00	9:30	10	10:30	11	11:20	12	1:00	2:30
PE/ Physical activity	RWI phonics	Snack and a story	Topic grid activity	Collective worship*	Topic grid activity	Lunch	Topic grid activity	Reading
								

*Fischy Music hold a virtual collective worship on a Monday via their youtube channel -<https://www.youtube.com/user/Fischymusic>
They have also added free access to their songs on their website (which the children love!) www.fischytunes.com

Physical Activity Ideas

- Get Moving! Start the day off with a wake and a shake - here are some ideas that we enjoy at school -
- Joe Wicks PE workouts - <https://www.youtube.com/watch?v=qGKGNzNbWjU>
- Cosmic kids yoga - <https://www.youtube.com/user/CosmicKidsYoga>
- Go Noodle (sign up for a home subscription - its free and has lots of songs and dances to "wake and shake" - Italy love "Banana, Banana, Meatball 😊) <https://www.gonoodle.com/>
- Count your star jumps/spins
- Jog around the garden for 5 minutes
- Teach your parents the bean game!





Phonics Time!

- Everyday, RWI post a video for a speed sounds lesson - just like the one we have at school. You can find it here:
https://www.youtube.com/channel/UCo7fbLgY2oA_cFCIlg9GdxtQ
- Mrs Kumar's Phonics group are working on their set 1 sounds
- Miss Moss', Mrs Barr and Mrs Chard's phonics group can work on their set 2 sounds.
- There are some slight changes to phonics lessons from this week - If you are in Mrs Kumar's phonics group carry on with this powerpoint. If you are in Miss Moss' or Mrs Barr's group, open the Green RWI powerpoint on teams and if you are in Mrs Chards group, please open the purple RWI powerpoint on teams 😊

Music/ DT

Make your very own musical instrument and play along to a piece of music. Think about your favourite songs.

<https://www.learningliftoff.com/make-homemade-music-with-these-6-diy-instruments/>

Memory Game

Play Kim's game (memory game) arrange children in a large circle put 15-25 medium to large-ish objects in the middle on a concrete mixing tray. Children have 3 minutes to memorise what's on there (could include a person), cover, then 5 minutes to write or draw the objects. Prize or points for most objects remembered.

Geography - Flag design

Spend some time designing a flag to represent the country of YOU. What is your favourite colour? What is your favourite food? What is your favourite song? Etc.

English - Create a lockdown time capsule

Create a capsule of memories - think about all the different things that you have done throughout lockdown.

Challenge - write a letter to your future self

Art

Visit a virtual museum, gallery or zoo - there are lots online for you to visit! What was your favourite exhibit?

Edinburgh Zoo has lots of live webcams; pandas, tigers, penguins etc.

<https://www.edinburghzoo.org.uk/webcams/panda-cam/>

Drama

Watch an online theatre production; below is a link to Shrek the Musical. What did you like/ dislike about the production? What was different to the film?

<https://www.dailymotion.com/video/x786akp>

Maths

Paper aeroplane challenge - What is the best design? Measure the length of your aeroplane's flight.



PE/ Maths

Learn to juggle or hula hoop. Practise your counting alongside.

<https://youtu.be/QxzSHRbLAX4>

<https://youtu.be/Znv2uQXQkEw>

English - Poetry

Learn to recite a poem off by heart. Owl and the Pussycat by Edward Lear or Lean on Me by Bill Withers.

<https://www.theguardian.com/childrens-books-site/2014/oct/02/top-10-poems-to-remember-and-recite-tony-mitton-poetry-day>

<https://youtu.be/fOZ-MySzAac>

Music - Talent show

Organise a talent show with your family. You are the organiser - you will need to:

1. Make a list of participants and talents
2. Organise a time for the Talent Show and what time the performances will take place
3. Create a performance space with decorations
4. Enjoy your talent show!

DT - Baking Bread

Working with a grown up; look up some delicious recipes to bake some bread. Get your family members to try and taste your bread whilst still warm!



Art/ DT

Tie dye with food colouring - make sure to ask a grown up first!

<https://www.goodtoknow.co.uk/family/things-to-do/tie-dye-t-shirts-538184>



English - Write a letter

You will soon be moving into a new year group. Your new teacher will want to know everything about you. Write a letter to your new teacher about yourself, explaining what you are looking forward to and what you might be worried about.

PE - Dress up and Dance!

Dress up in your favourite outfit - make it as imaginative as possible and try to get your family involved too. Take a look at one of the dances below, learn it together and have a mini performance! You could send a video into Teams.

<https://www.youtube.com/watch?v=lg5MB5nrCoQ>

<https://www.youtube.com/watch?v=sNog54ovi8Q>

<https://www.youtube.com/watch?v=40uEcTuqlvM>

Maths mystery

On the following slides you will find a maths mystery - The Mystery of Peter Rabbit and the Beetroot Burgler! As chief detective, it is your job to find out stole the beetroot!

Ask a grown up or a sibling to help you!


The Mystery of Peter Rabbit and the Beetroot Burglar

Peter Rabbit has been hard at work collecting vegetables from Mr McGregor's garden for the rest of his family.

He has been collecting piles of different vegetables next to the garden wall, ready to move back to the burrow later. He has collected lettuces, green beans, carrots, beetroot, cabbages and tomatoes.

As Peter hops back towards his vegetable pile, with a couple of cabbages, he notices that the pile is not as big as it was. Someone has stolen the beautiful beetroots!

Can you help Peter to find the missing vegetables and catch the beetroot burglar red-handed?

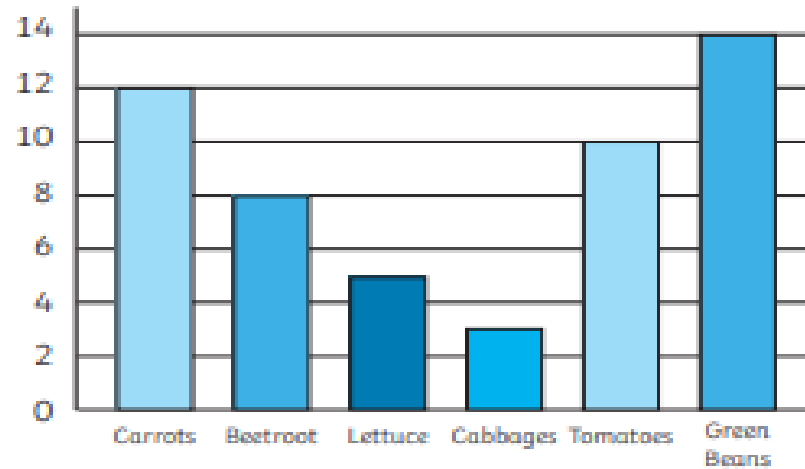


Character	Has fur	Boy or Girl	Tail length	Colour
Benjamin	yes	boy	short	brown
Flopsy	yes	girl	short	brown
Mopsy	yes	girl	short	brown
Cottontail	yes	girl	short	brown
Jemima Puddle-Duck	no	girl	no tail	white
Mrs Tiggywinkle	no	girl	short	brown
Jeremy Fisher	no	boy	no tail	green
Squirrel Nutkin	yes	boy	short	ginger
Tom Kitten	yes	boy	long	brown
Tailor of Gloucester	yes	boy	long	brown
Tom Thumb	yes	boy	long	brown
Hunca Munca	yes	girl	long	brown
Ribby (cat)	yes	girl	long	grey
Duchess (dog)	yes	girl	long	black
Samuel Whiskers (mouse)	yes	boy	long	brown
Miss Moppet (kitten)	yes	girl	long	grey
Mr Tod (fox)	yes	boy	long	ginger
Tommy Brock (badger)	yes	boy	short	black
Pigling Bland	no	boy	long	pink

Clue 1


Here is a bar chart showing how many different vegetables Peter Rabbit has collected. Answer the questions and colour in the box, using the matching answers.

Use the words to make a sentence to find the first clue.



10 the	22 brown	lettuce beetroot	1 tail
8 has	carrots burglar	3 grey	4 fur

- How many tomatoes did Peter collect?
- Peter collected 5 of which kind of vegetable?
- Did Peter collect more carrots or more tomatoes?
- How many lettuces and cabbages did Peter collect?
- How many more carrots than beetroot did Peter collect?



Answer to clue 1:

Clue 2

Check the answers to these maths problems.

If there are more true calculations, the beetroot burglar is a girl.

If there are more false calculations, the beetroot burglar is a boy.



	True <input type="checkbox"/>	False <input type="checkbox"/>
$15 + 3 = 19$		
$34 + 4 = 38$		
$25 - 3 = 22$		
Double 7 is 13		
Half of 20 is 10		
$60 + 30 = 100$		
$65 - 7 = 58$		
$4 \times 5 = 24$		
$10 + 2 = 6$		
Total		

Answer to clue 2:

The beetroot burglar is a _____.



Clue 3

Discover what kind of tail the beetroot burglar has by colouring in the calculations with the answer 50 to find a route through the garden.

Start	$20 + 30$	$50 - 5$	$20 + 20$	$90 - 50$	$30 + 30$
$40 + 9$	$40 + 10$	$50 + 0$	$60 - 10$	$100 - 50$	$30 + 20$
$35 + 7$	$60 - 9$	$30 + 10$	$25 + 15$	$100 - 60$	$25 + 25$
$60 - 20$	$15 + 40$	$10 + 10$	$42 + 8$	$38 + 12$	$49 + 1$
$90 - 70$	$45 + 10$	$20 + 20$	$65 - 15$	$36 + 24$	$66 - 26$
$30 + 10$	$25 + 15$	$100 - 60$	$54 - 4$	$35 + 7$	$60 - 9$
short tail	long tail	no tail	short tail	long tail	no tail



Answer to clue 3:

The beetroot burglar has a

Clue 4

Fill in the missing number. Take the last number in each row and colour in the clue box below with the matching number.

The remaining box will tell you the colour of the beetroot burglar.

Count on in steps of 2.

0					
---	--	--	--	--	--

Count on in steps of 3.

0					
---	--	--	--	--	--

Count on in steps of 5.

20					
----	--	--	--	--	--

Count on in steps of 10.

30					
----	--	--	--	--	--

10 brown	15 white	80 grey	5 black	45 ginger
-------------	-------------	------------	------------	--------------

Answer to clue 4:

The beetroot burglar is _____

The identity of the beetroot burglar is therefore _____

