

Reception
Summer Term
Week 1



Welcome back!










- I hope you all had a good Easter break - let me know what you got up too in the teams chat!
- This Powerpoint details the learning for the whole week, alongside a suggested timetable.
- There will be extra resources posted on the team page which are non-compulsory but may give you some extra ideas if you want to extend your child's learning.
- I will be keeping track of housepoints and giving some out for great work so keep me updated as much as possible on the Teams chat 😊
- If I can help you in any way, please contact me on the Teams page.
- Thank you for all of your support during these unsettling times - I am looking forward to seeing you all again soon.

Daily Activities

- Physical activity - Joe Wicks on Youtube /Cosmic kids yoga on youtube/Go Noodle (google go noodle and sign up for a home subscription - its free and has lots of songs and dances to "wake and shake" - Italy love "Banana, Banana, Meatball 😊)
- Phonics - RWI on youtube - Set 1 or 2 sounds (30 mins)
- Maths (30 mins)
- Reading
- Writing/other topic based activity
- Some choosing time/free play

- I will update the active learn page 3 times per week as extra maths practise.

Suggested Timetable

9:00	9:30	10	10:30	11	11:20	12	1:00	2:30
PE/ Physical activity	RWI phonics	Snack and a story	Maths	Collective worship*	Choosing	Lunch	Writing activity/ Topic based activity	Reading
							Choosing time 	

*Fischy Music hold a virtual collective worship on a Monday via their youtube channel -<https://www.youtube.com/user/Fischymusic>
They have also added free access to their songs on their website (which the children love!) www.fischytones.com

Physical Activity Ideas

- Get Moving! Start the day off with a wake and a shake - here are some ideas that we enjoy at school -
- Joe Wicks PE workouts - <https://www.youtube.com/watch?v=qGKGNzNbWjU>
- Cosmic kids yoga - <https://www.youtube.com/user/CosmicKidsYoga>
- Go Noodle (sign up for a home subscription - its free and has lots of songs and dances to "wake and shake" - Italy love "Banana, Banana, Meatball 😊) <https://www.gonoodle.com/>
- Count your star jumps/spins
- Jog around the garden for 5 minutes
- Teach your parents the bean game!



Monday

Let's get moving!





Phonics Time!

- Everyday, RWI post a video for a speed sounds lesson - just like the one we have at school. You can find it here:
https://www.youtube.com/channel/UCo7fbLgY2oA_cFCIg9GdxtQ
- Mrs Kumar's Phonics group are working on their set 1 sounds
- Miss Moss', Mrs Barr and Mrs Chard's phonics group can work on their set 2 sounds.



Phonics time!

- If you would like an extra phonics challenge, write a caption to go with this picture. Send a picture of your sentence to the Teams chat so we can all see your great work!

- Think about what the cat is doing and what he looks like - try and make your caption as interesting as possible!



Extra challenge..

- Spot the mistakes in my sentence...

thecat sat on The red mat

There are 4 mistakes!

Let me know what they are on the Teams chat!

Can you write the sentence properly?

Snack time...



- Have a snack and read your favourite story with a member of your family
- Talk about the best parts of the story.
- Why is it your favourite story?
- Take a picture of you reading your favourite story and post it on the Teams chat 😊

Maths



- Today we are going to be learning about the number...


11



- Watch the number blocks episode - <https://www.youtube.com/watch?v=pcAc9-85ZEY>

Can you answer these questions...

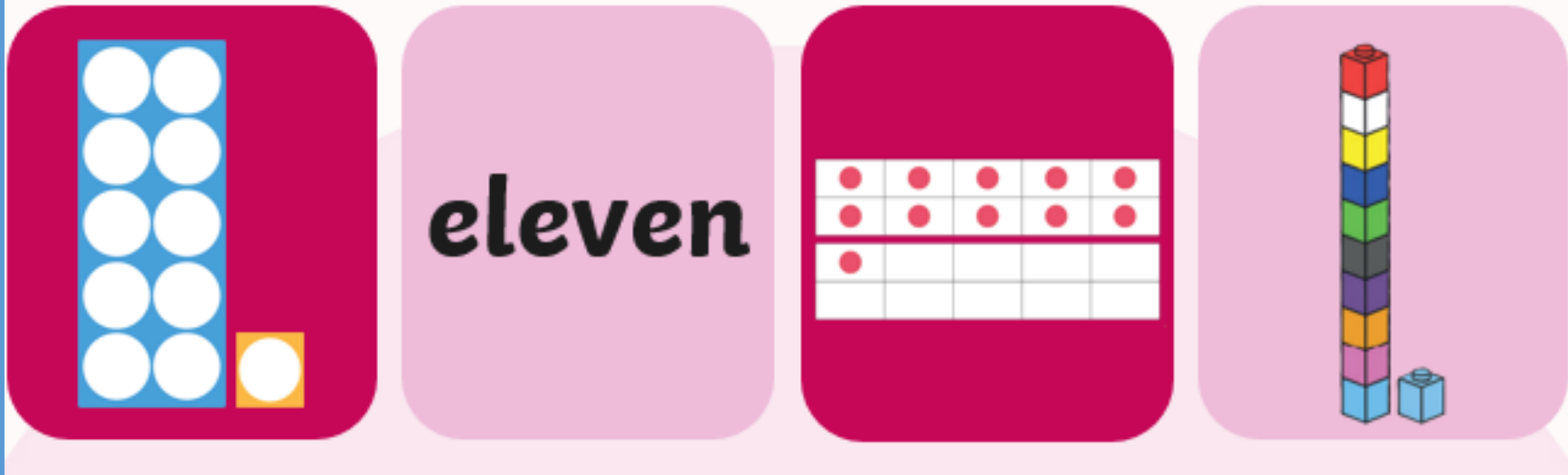
- What number do you add to 10 to make 11?
- What is one less than 11?



Look at this picture of the number blobs - how many are there?

Remember 11 is 1 lot of 10 and an extra 1!
Can you find 11 toys/bits of pasta?


The number 11 can be shown in lots of different ways.



Talk to your grown up about the different ways of making
11.

Can you think of any more ways?

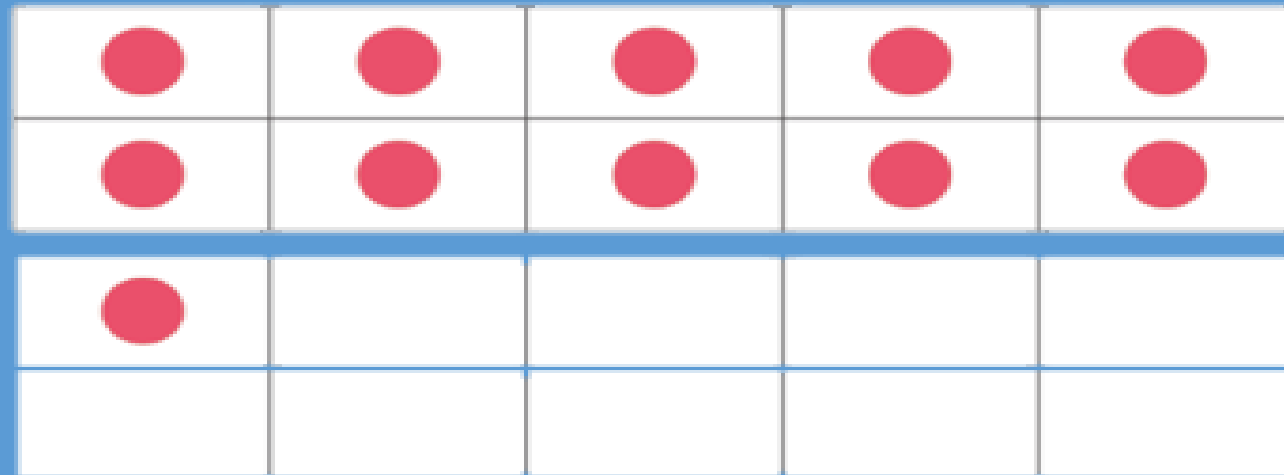
George needs to find the jar of sweets with 11 sweets. Can you help him?



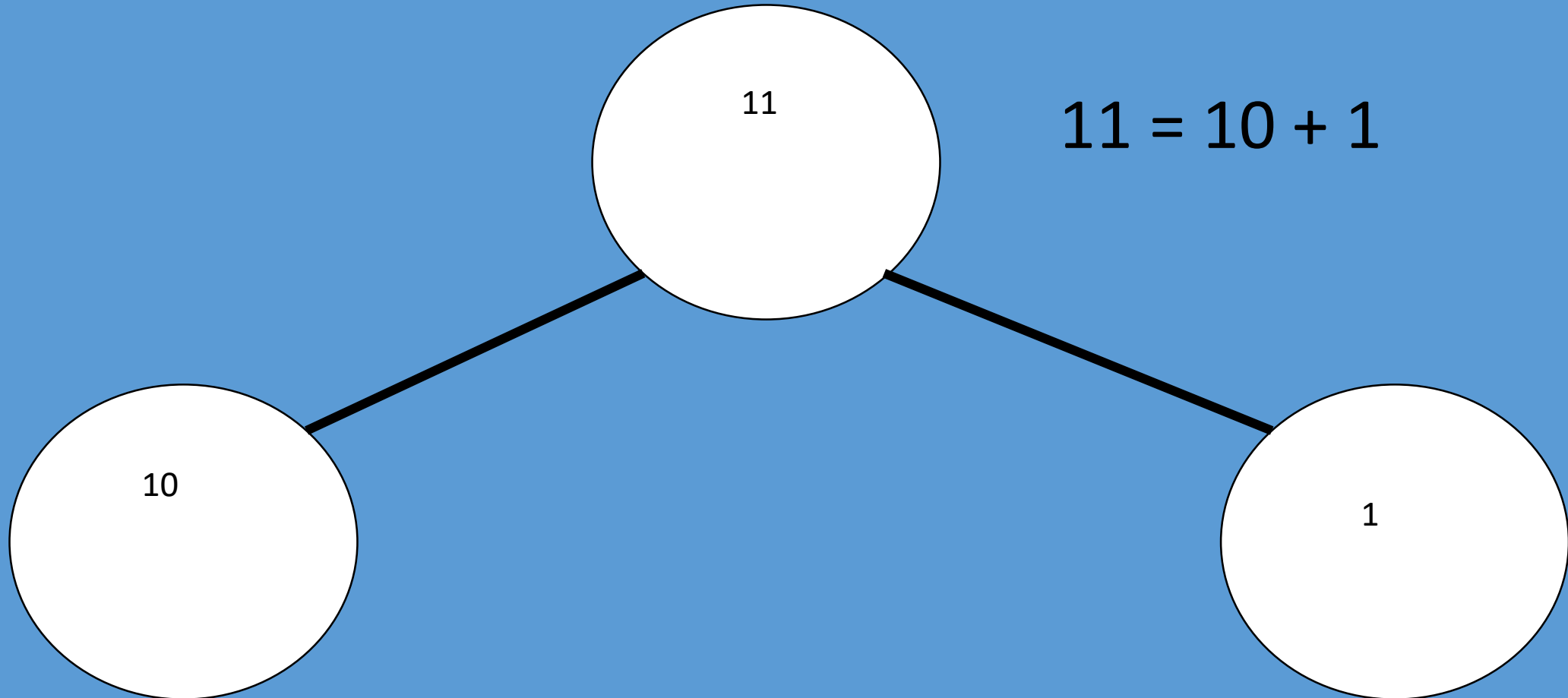
What number are the 10s frames showing?

How do you know?



Can you show the number in a different way? (Use the toys or pasta or found earlier).




Use the part-part-whole model to explore the numbers that make 11. As an extra challenge, write the number sentence to go with it and take some photos for the teams chat! For example...



Extra challenges! Pick your chilli level and practise your maths skills.




- Recite your numbers in order to 10
- Count out a pile of 5 toys/pasta. Now count out another pile of 7. How many have you got all together?



- Recite your numbers in order to 15.
- Can you say one more/one less than these numbers:

4 7 8 10 11



- Complete these number sentences
- $8 + 6 = ?$
- $13 = 5 + ?$
- $10 + 3 = ?$
- $12 + 4 = ?$
- $10 = ? + ?$
- What is double 5?

Collective worship/singing

- This part of the day is not compulsory, however it is always nice to have a sing song and reflection time 😊



Have some choosing time - you've earned it!

- If you want an extra challenge you could...
- Design a model before you build it out of lego/blocks
- Write a few words to describe your doll/action figure
- Go outside and play the bean game with your family!
- Play a board game with your family



Topic work



- We are starting a new topic - Tell me a story!
- We are going to read and tell lots of different stories and hopefully write a story at the end of it 😊
- Today your task is to draw a picture of the cover of your favourite book and write a caption about why it is your favourite. You might want to use these red words to help you:

favourite

my

because

Topic work



- Now make a list of your families favourite books
- Upload the list to the teams chat so we can make a class book list!
- This is my sentence:

My favourite book is "A Squash and a squeeze" because when I read it to Italy class they all join in. 😊

Time for some reading...

- Cosy up with your reading book 😊



Tuesday

What day was it yesterday?

What day will it be tomorrow?

Let's get moving!





Phonics Time!

- Everyday, RWI post a video for a speed sounds lesson - just like the one we have at school. You can find it here:
https://www.youtube.com/channel/UCo7fbLgY2oA_cFCIlg9GdxtQ
- Mrs Kumar's Phonics group are working on their set 1 sounds
- Miss Moss', Mrs Barr and Mrs Chard's phonics group can work on their set 2 sounds.



Phonics time!

- If you would like an extra phonics challenge, write a caption to go with this picture. Send a picture of your sentence to the Teams chat so we can all see your great work!
 - Think about what the frogs are doing. Where are they? What do they look like?



Extra challenge..

- Spot the mistakes in my sentence...

The geenfrogs on thee long log

There are 4 mistakes!

Let me know what they are on the Teams chat!

Can you write the sentence properly?

Snack time...



- Can you describe your snack?
- What is it?
- What does it look like?
- Can you use alliteration to describe it? I have a perfect pear!


Maths



- Today we are going to be learning about the number...

12

12

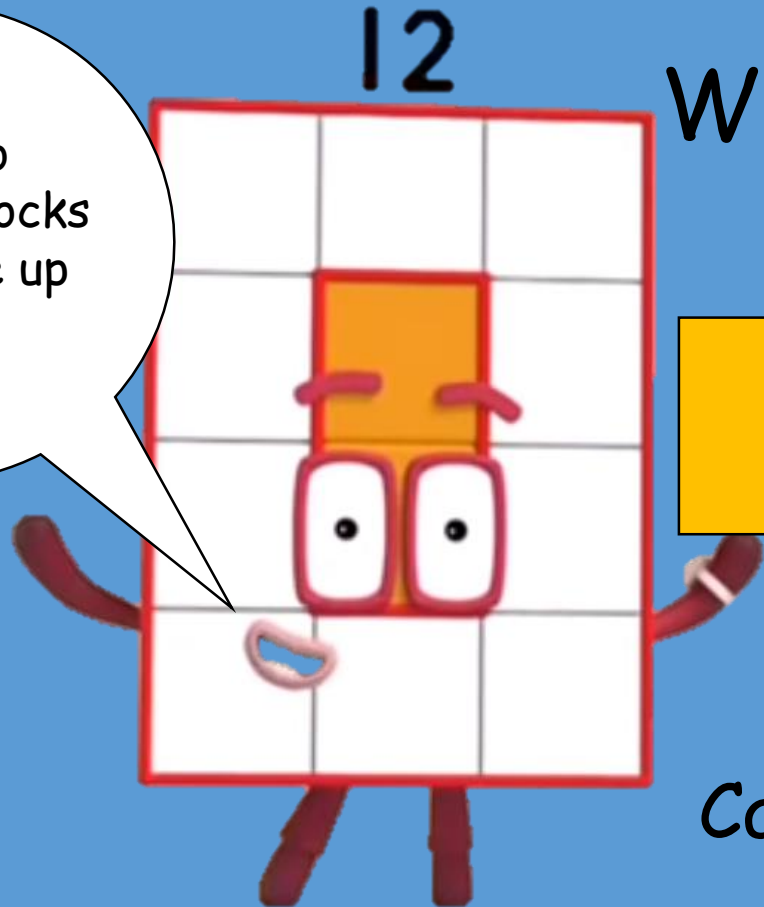


- Watch the number blocks episode - <https://www.youtube.com/watch?v=UQZuEuRLZq4>




Can you answer these questions...

- What number is one less than 12?
- What is one more than 12?

Which two number blocks am I made up of?



What shape is 12?




Can you explain your thinking?


12 can make arrays!

Can you use the sentence stem to describe these arrays: e.g. 12 is 2 lots of 6





12 is _ lots of _



To help you, make your own array using something small and easy to count with - beans/pasta/small/appl toys/coins/beads!




12 is _ lots of _



Challenge time...

Do you think 12 is an odd or even number?
Explain your reasoning and let me know on
the teams chat!

Maddy needs to find the jar of sweets with 12 sweets. Can you help her?

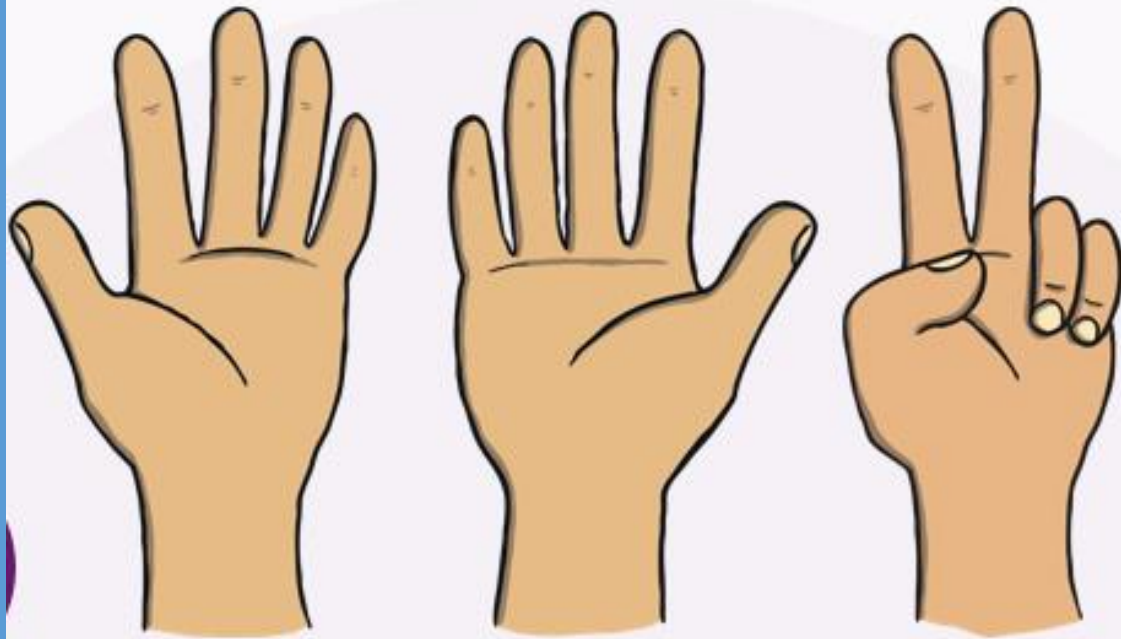


Challenge

Find a partner.

Together, can you show 12 fingers?

How many different ways can you find



Can you write down all the ways to make 12? Show me in the teams chat!

Collective worship/singing

- This part of the day is not compulsory, however it is always nice to have a sing song and reflection time 😊



Have some choosing time - you've earned it!


- If you want an extra challenge you could...
- Design a model before you build it out of lego/blocks
- Write a few words to describe your doll/action figure
- Go outside and play the bean game with your family!
- Play a board game with your family



Topic work



- Read the story "Fe Fi Fo Fum"
(Powerpoint on teams)
- What did you think of the story?
- How did the wolf feel?
- What do you think he is going to next?
- Did you notice any other stories within the book?
- Who do you think suffered most in the story?



Topic Work

- Can you order the pictures on the next slide?
- Pick your favourite and write a caption about what is happening.
- If you would like an extra challenge - write more than one? Can you write a mini story? Show me your work on the teams chat!



If you want an extra challenge...

Look at the files on the teams page - there are some other activities you can do to go with this book.

Let me know which ones you do! I would love to see some pictures 😊

I have also updated Active Learn so you can play some maths games online!

Time for some reading...

- Cosy up with your reading book 😊




A little reflection for today...

- Talk about what has made you laugh or made you happy today 😊 If you want too, share it on the teams page!

THINK HAPPY
STAY HAPPY



Wednesday



Which emoji are you today?

Let's get moving!



What happens to your body when you exercise?



Phonics Time!

- Everyday, RWI post a video for a speed sounds lesson - just like the one we have at school. You can find it here:
https://www.youtube.com/channel/UCo7fbLgY2oA_cFCIg9GdxtQ
- Mrs Kumar's Phonics group are working on their set 1 sounds
- Miss Moss', Mrs Barr and Mrs Chard's phonics group can work on their set 2 sounds.



Phonics time!

- If you would like an extra phonics challenge, write a caption to go with this picture. Send a picture of your sentence to the Teams chat so we can all see your great work!
 - Think about what the pig is doing and what he looks like - try and make your caption as interesting as possible!



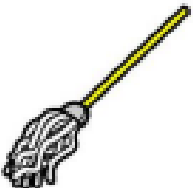
Phonics challenge!

Fill in the boxes with the correct graphemes.


l u th m sh b




b a



o p



d ck



i ck



u g




f i

Snack time...



- What do you want to be when you grow up? Why?
- Talk to your family about it and let me know on the teams chat!




Maths



- Today we are going to be learning about the number...

13

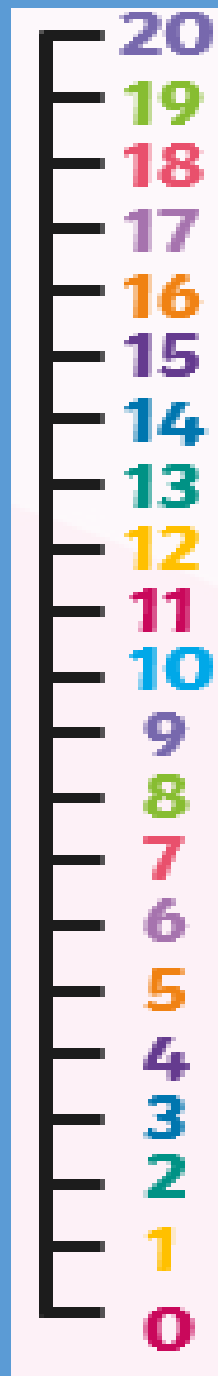
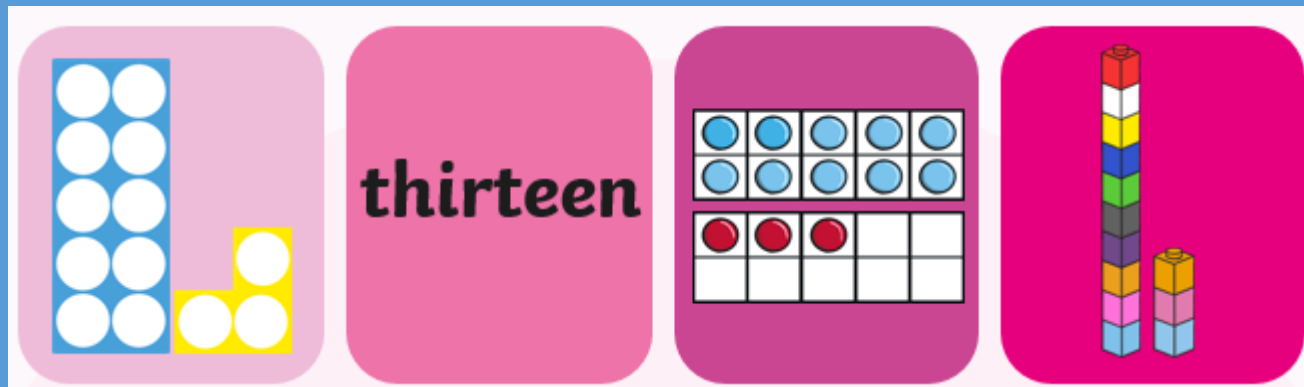
Which number
blocks make
13?



- Watch the number blocks episode -
<https://www.youtube.com/watch?v=Np24uSP7TP0>

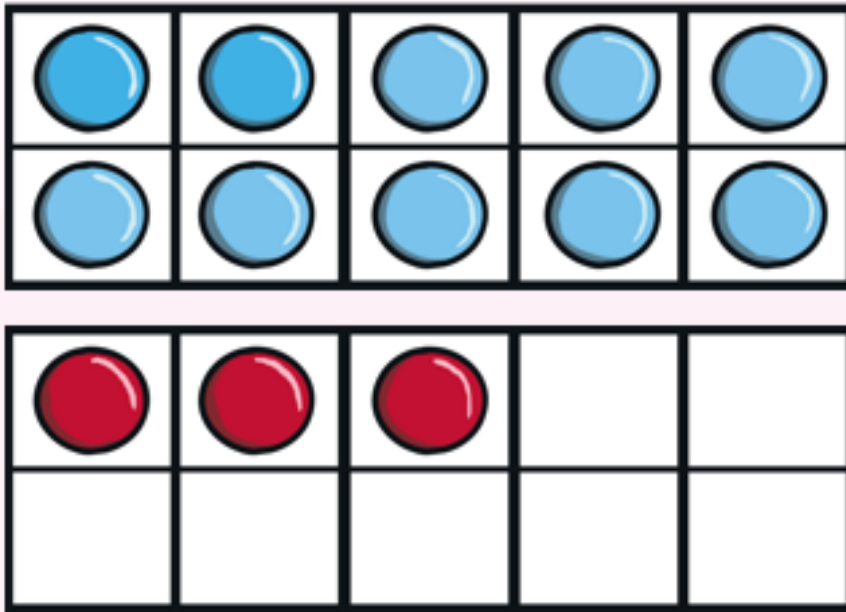
Can you tell me...

- 1 more than 13...
- 1 less than 13...
- What number goes with 10 to make 13?
- What happens to 13 in the video?



Ten-Frames


These ten-frames make 13 when they are put together.



How can you be sure they show the number 13?
Is there a different way to fill in the
ten-frames and still show 13?

You can use some
counting equipment
to help you!
You might find some
interesting objects
to count with
outside.

Ted needs to find the jar of sweets with 13 sweets. Can you help him?



Are the groups equal?

Which group has more?

Which group has less?

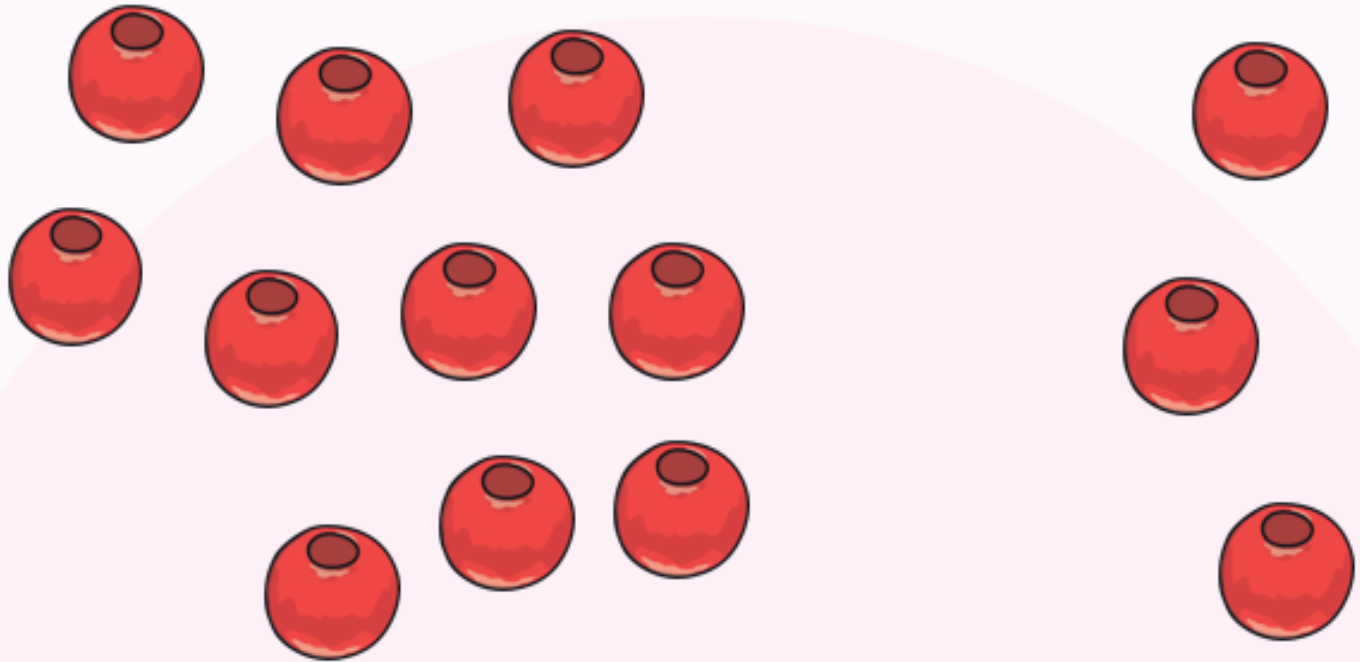
Take a picture of your learning and post it on the teams chat!

Challenge

Find 13 small things. Can you make two groups with the 13 things?

How many do you have in each group?

Is there another way?



Collective worship/singing

- This part of the day is not compulsory, however it is always nice to have a sing song and reflection time 😊



Have some choosing time - you've earned it!

- If you want an extra challenge you could...
- Design a model before you build it out of lego/blocks
- Read a book to your teddy bear
- Go outside do 13 jumps? Squats? Spins?
- Create your own board game





Topic work



Today's topic work is expressive arts based... choose an activity below and show me your finished results on the teams chat! (You can do more than one if you fancy a challenge!)



Find a clip of your favourite Disney music or music from a film and create your own dance.



Draw a picture/make a collage of your favourite fairy tale character or superhero.



Make a model of your favourite fairy tale character or superhero out of the dry recycling at your house.

Time for some reading...

- Cosy up with your reading book 😊



A little reflection for today...

- Talk about what has made you laugh or made you happy today 😊 If you want too, share it on the teams page!

THINK HAPPY
STAY HAPPY



Thursday

Quick Maths -

What is 1 more and 1 less than....

7

5

12

19

Let's get moving!





Phonics Time!

- Everyday, RWI post a video for a speed sounds lesson - just like the one we have at school. You can find it here:
https://www.youtube.com/channel/UCo7fbLgY2oA_cFCIg9GdxtQ
- Mrs Kumar's Phonics group are working on their set 1 sounds
- Miss Moss', Mrs Barr and Mrs Chard's phonics group can work on their set 2 sounds.



Phonics time!

- If you would like an extra phonics challenge, write a caption to go with this picture. Send a picture of your sentence to the Teams chat so we can all see your great work!






Can you find the
alien words?
How many are
there?



Snack time...



- If you were a superhero... what would your superpower be?
- Let me know on the teams chat!
- I think my superpower would be to be able to fly!




Maths




- Today we are going to be adding and subtracting!

But first... try this starter!

- Tell your child that you will choose a number and they need to start counting from that number. For example, if you say 10, they need to then count on 11, 12, 13, etc. You can specify which number you want the children to count to and from each time. You could choose to give a point to the child who says the final number, which will help to remind them the children when to stop counting.
- On the next slide you can choose your level of chilli challenge - complete one column or more and show everyone your fantastic maths on the teams chat!



Maths challenges!



- With a partner, draw a large 0 - 10 number line on the ground in chalk. Stand on number 10. Ask your partner to say a number between 1 - 10. Count back that number by jumping along the number line.
- There are 6 people on a bus. Then, 2 more people get on. How many people are on the bus altogether? Try drawing a picture to help you work out the answer.
- Jack's beanstalk is 8cm tall. It grows 2cm taller. How tall is Jack's beanstalk?



- With a partner, draw a large 0 - 20 number line on the ground in chalk. Stand on number 20. Ask your partner to say a number between 1 - 20. Count back that number by jumping along the number line.
- Azmeer has 5 1p coins in his money box. His grandad gives him 4 more 1p coins. How many does Azmeer have altogether? Ask a grown-up to help you find some 1p coins to check your answer.
- Line up 8 toy cars in a car park. If 3 toy cars drive away, how many will be left? Count back from 8 as you take away 3.



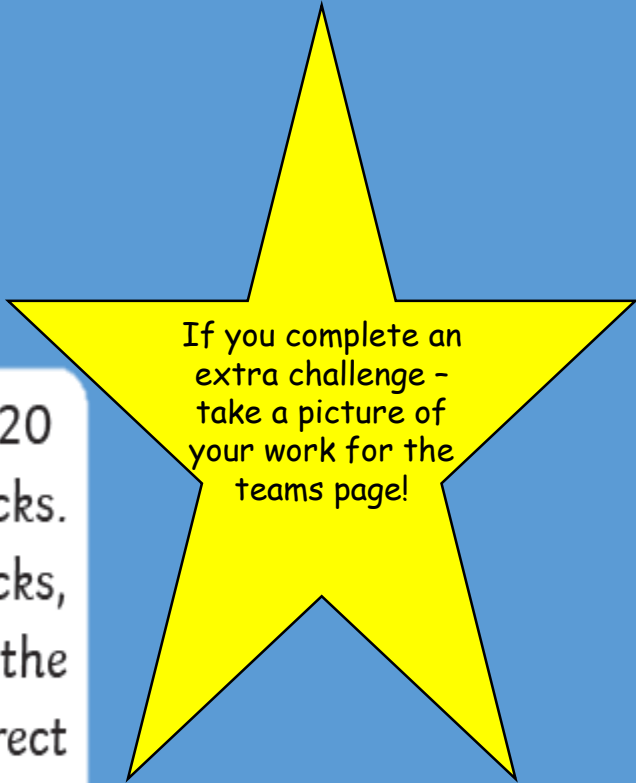
- Set up a small shop using toys or food. Give each item a price label with a price of up to 10p. Now, imagine that you are having a sale. Can each price go down by 2p?
- Miss Moss had a packet of 22 biscuits. She shared her biscuits out to her friends. She gave Mrs. Kumar 6 biscuits, Mrs Day 4 biscuits and Mrs Lidstone 7 biscuits - How many biscuits does Miss Moss have for herself?
- If I have 8 grapes, Mrs Scourfield has 10 grapes and Mrs Swarbrick has 5 grapes, how many grapes do we have all together?

A bit of extra maths fun!

Next time you open a packet of raisins, some carrot sticks or apple pieces, count out how many you have. If you're eating them with a friend, count how many they have too. Can you write the numbers down?

Ask an adult to hide the numbers to 20 around your room, house or garden. See if you can find all 20 and place them in order. You could ask someone to tell you a number to find. Can you remember what the number looks like and find it?

Write the numbers 0-20 on plastic building bricks. Make a tower of 21 bricks, seeing if you can put the numbers in the correct order. Start with 0 at the bottom and 20 at the top and then try starting with 0 at the top and 20 at the bottom.



If you complete an extra challenge - take a picture of your work for the teams page!

Collective worship/singing

- This part of the day is not compulsory, however it is always nice to have a sing song and reflection time 😊



Have some choosing time - you've earned it!


- If you want an extra challenge you could...
- Design a model before you build it out of lego/blocks
- Read a book to your teddy bear
- Go outside do 13 jumps? Squats? Spins?
- Create your own board game



Topic work



- Read the story "Fe Fi Fo Fum" (Powerpoint on teams) again.
- How did the wolf feel?
- What do you think he is going to next?
- Who do you think suffered most in the story?
- Do you think the wolf is good or bad? Why?



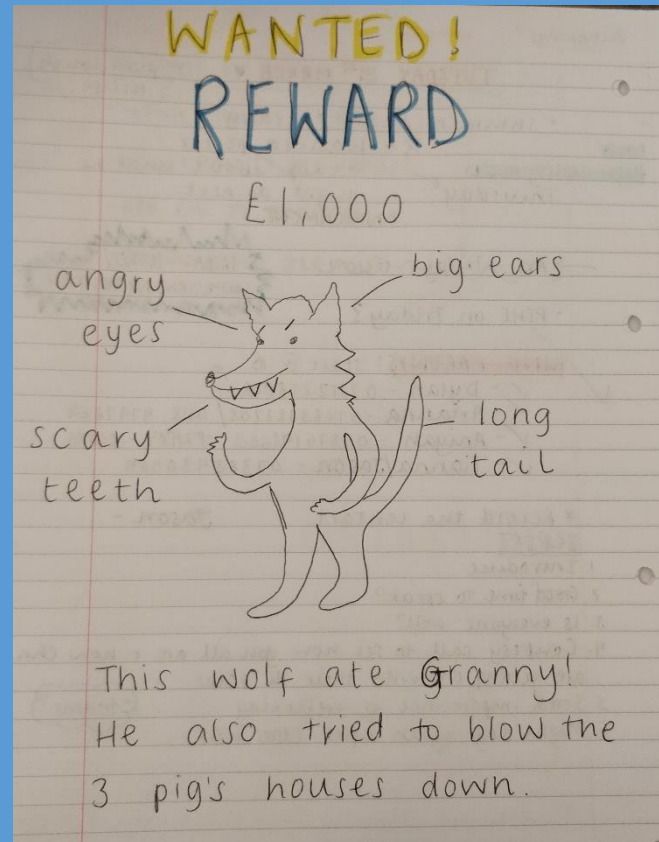
Topic work



- The King of Far, Far, Away has asked for you to create a wanted poster to catch the wolf! He has asked you to include...
- A reward
- A picture of the wolf
- A description of what the wolf looks like and the naughty things he does
- Upload your work to the teams page so I can send them off to the King.

Topic work

Try to use as many describing words as possible! - I am still keeping track of house points!



This is my
wanted
poster.
I can't wait to
see yours!

A little reflection for today...

- Talk about what has made you laugh or made you happy today 😊 If you want too, share it on the teams page!

THINK HAPPY
STAY HAPPY



Friday



What has been your favourite part of your week this week?

Let's get moving!





Phonics Time!

- Everyday, RWI post a video for a speed sounds lesson - just like the one we have at school. You can find it here:
https://www.youtube.com/channel/UCo7fbLgY2oA_cFCIg9GdxtQ
- Mrs Kumar's Phonics group are working on their set 1 sounds
- Miss Moss', Mrs Barr and Mrs Chard's phonics group can work on their set 2 sounds.



Phonics time!

- If you would like an extra phonics challenge, write a caption to go with one of these pictures. Send a picture of your sentence to the Teams chat so we can all see your great work!





hot
• • •




hop
• • •



mug
• • •




cash
• • —



sad
• • •




push
• • —



Snack time...



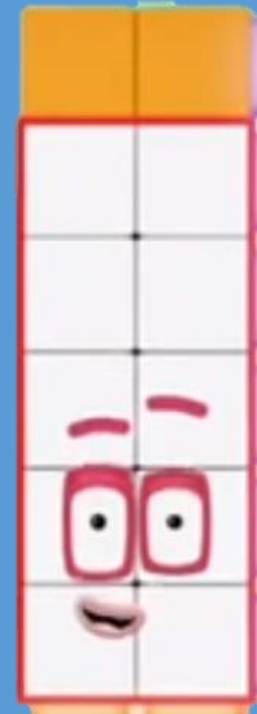

- Can you...
- Count backwards from 20 to 0
- And then back to 20?



Maths



- Today we are going to revise all that we have learnt this week 😊




Match the correct amount to the number on the ice cream



Panel 1: Four scoops of ice cream (blue, yellow, pink, green) with 11 dots each. Below them is a waffle cone with the number 11.



Panel 2: Four scoops of ice cream (blue, yellow, pink, green) with 12 dots each. Below them is a waffle cone with the number 12.




Panel 3: Four scoops of ice cream (blue, yellow, pink, green) with 13 dots each. Below them is a waffle cone with the number 13.

Can you partition these numbers into 10s and 1s? You can use some small counting objects or Lego to help you.

Build the number

Tens



Ones



Build the number

Tens



Ones



Build the number

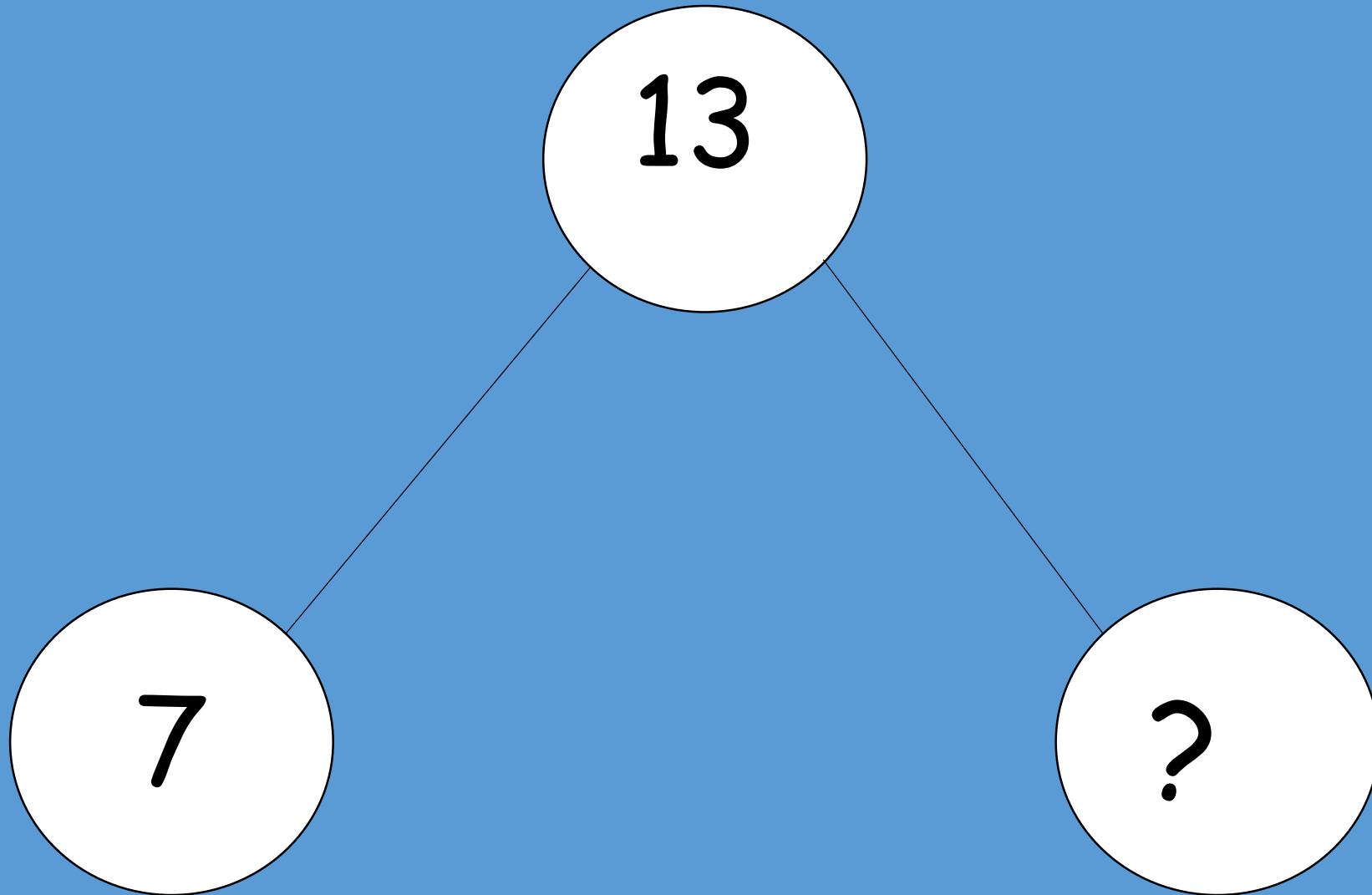
Tens



Ones




How else can you partition the numbers? Write down the number sentences to go with the partitions if you would like an extra challenge!



Directions:

- Roll the die and record the number in the middle column.
- In the left column write the number that is 1 less.
- In the right column write the number that is 1 more.



one less	number	one more
←		→
←		→
←		→
←		→
←		→
←		→
←		→
←		→
←		→
←		→



Collective worship/singing

- This part of the day is not compulsory, however it is always nice to have a sing song and reflection time 😊



Have some choosing time - you've earned it!

- If you want an extra challenge you could...
- Play the bean game outside with your family
- Go on a spring time hunt outside - what signs of spring can you see?
- Trace around your toys shadows with chalk



Topic work



- Watch the story of "The Three Billy Goats Gruff"

<https://www.youtube.com/watch?v=xnxWzB-ba7c>

- The bridge has broken! Turn to the next slide for your challenge to help fix it!



Pasta and Playdough Bridges

STEM Activity

The Activity

1. Explain to the children that the train is unable to pass because the bridge has fallen down!
2. Can they help by building a new bridge?
3. They can only use the pasta and playdough that you have left out for them.
4. Encourage the children to experiment with different ways of constructing the bridge.

You will need:

Playdough

A variety of raw pasta shapes such as rigatoni, penne, fusilli, spaghetti

If you do not have any playdough - see next slide for a super easy recipe!



Complete the bridge challenge and take a picture to show your friends! If you don't have playdough you can use any other construction material!

STEM Activity

Pasta and Playdough Bridges

The bridge has fallen down! The train is stuck.

Can you help by building a new bridge?

What shape is the bridge going to be?

Is there any way you can make your bridge stronger?

Do you need more playdough?

Is your bridge long enough?

Have you tried using different shaped pasta?

Playdough Recipe



You will need:

- 2 cups of flour
- $\frac{1}{2}$ cup of salt
- $\frac{3}{4}$ cup of hot water
- 1 tablespoon of oil
- 2 tablespoons of cream of tartar
- Food colouring

Method:

- Combine the dry ingredients
- Make a well in the middle and add the oil and food colouring
- Add the water and stir

- If the mixture feels runny, let it set for a few minutes for the salt to absorb the excess moisture. If it still feels runny after that add some more flour $\frac{1}{4}$ of a cup at a time.

You can add any essential oil to make your playdough smell lovely too!
This playdough keeps for 1-2 weeks in an airtight container.

A little reflection for today...

- Talk about what has made you laugh or made you happy today 😊 If you want too, share it on the teams page!

THINK HAPPY
STAY HAPPY



Well done for all of your
learning this week!

