



# All Saints Nursery

---

Home learning Summer Term  
Week 1



# Daily activities

- Get moving with Joe Wicks PE challenge on <https://www.thebodycoach.com/blog/pe-with-joe-1254.html> or cosmic kids yoga
- Ruth Miskin Read Write Inc speedy sounds (15 mins) [https://www.youtube.com/channel/UCo7fbLgY2oA\\_cFCIlg9GdxtQ?fbclid=IwAR2zPh6Yahil\\_fOxLD\\_ikMQES-EWj\\_I\\_6L8MYTCYYUYMBv-1DePkw5\\_7--E](https://www.youtube.com/channel/UCo7fbLgY2oA_cFCIlg9GdxtQ?fbclid=IwAR2zPh6Yahil_fOxLD_ikMQES-EWj_I_6L8MYTCYYUYMBv-1DePkw5_7--E)
- Maths
- Reading <https://home.oxfordowl.co.uk/reading/>
- Writing
- Some choosing time/Free play

# Suggested Timetable

9

9am Get moving with Joe Wicks



9.30 Ruth Miskin Read Write inc speedy sounds



Snacktime/choosing time



Maths activity (15mins)



Choosing time Play a board game or card game



Afternoon challenge set on Microsoft Teams Nursery page

# Physical Activity Ideas

- Get moving! With a wake and a shake, these are some of the ways we get moving.
- Joe Wicks PE Workouts.
- Cosmic kids Yoga Cosmic Kids
- Go noodle favourite Meatball meatball banana
- Hop, skip, jump around your room or garden



Monday

# Let's get moving!




This Photo by Unknown Author is licensed under [CC BY-NC-ND](https://creativecommons.org/licenses/by-nc-nd/4.0/)

# Phonics Time!

- Every day Read Write Inc post a video for a speed sounds lesson.
- Mrs Swarbrick's phonic group has completed set 1 sounds and working on blending sounds and segmenting. Write green words in book.
- Mrs Jackson's phonic group is working on set 1 sounds. Write the letter of the day in your book.
- Mrs Hawkins and Mrs Gander's Group are working on set 1 sounds. Write the letter of the day in your book.
- Mrs Brimble's group are working on Nursery rhymes and listening skills.

# Snack time

---



Have some  
choosing  
time. You've  
earned it!



# Maths




[This Photo](#) by Unknown Author is licensed under [CC BY](#)

# Numberblocks

## Episode 1

<https://www.youtube.com/channel/UCPlwvN0w4qFSP1FIALB92w>



This Photo by Unknown Author is licensed under [CC BY-SA](#)

# The Very Hungry Caterpillar Maths challenge



ON MONDAY HOW MANY FRUIT OR VEGETABLES DID THE VERY HUNGRY CATERPILLAR EAT?



CAN YOU SHOW ME USING MAGNETIC NUMBERS OR WRITE THE NUMBER FOR ME PLEASE? THEN TAKE A PHOTO AND ADD TO TEAMS .



# Topic work The Hungry Caterpillar

Read or watch the story The Very Hungry Caterpillar

[https://www.google.com/search?gs\\_ssp=eJzj4tTP1TcwtSwrMTBg9BIryUhVyCjNSy-qVEhOLEktKsjMyUksAgC\\_yAvZ&q=the+hungry+caterpillar&oq=the+hungry+&aqs=chrome.1.69i59j46j69i57j0l5.4971j0j7&sourceid=chrome&ie=UTF-8](https://www.google.com/search?gs_ssp=eJzj4tTP1TcwtSwrMTBg9BIryUhVyCjNSy-qVEhOLEktKsjMyUksAgC_yAvZ&q=the+hungry+caterpillar&oq=the+hungry+&aqs=chrome.1.69i59j46j69i57j0l5.4971j0j7&sourceid=chrome&ie=UTF-8)



This Photo by Unknown Author is licensed under [CC BY-SA](#)

Go outside to look for insects or caterpillars. Draw your favourite one and write “caterpillar”.



Tuesday

# Let's get moving!




This Photo by Unknown Author is licensed under [CC BY-NC-ND](https://creativecommons.org/licenses/by-nc-nd/4.0/)

# Phonics Time!

- Every day Read Write Inc post a video for a speed sounds lesson.
- Mrs Swarbrick's phonic group has completed set 1 sounds and working on blending sounds and segmenting. Write green words in book.
- Mrs Jackson's phonic group is working on set 1 sounds. Write the letter of the day in your book.
- Mrs Hawkins and Mrs Gander's Group are working on set 1 sounds. Write the letter of the day in your book.
- Mrs Brimble's group are working on Nursery rhymes and listening skills.

# Snack time



# Tuesday Maths

- [www.twinkl.co.uk https://www.twinkl.co.uk/resource/t-n-573-the-very-hungry-caterpillar-pattern-sheet](https://www.twinkl.co.uk/resource/t-n-573-the-very-hungry-caterpillar-pattern-sheet)
- Talk through the pattern on the caterpillars body with your child ie red green red green then ask them what colour should come next. If unsure don't worry. Pattern is tricky for some children. Often a few examples will help to model it.
- Finish the sequences by colouring in.
- Challenge Make your own two colour pattern, please send photos to me on Teams.

# Topic work The Hungry Caterpillar Tuesday

Take a look to see what fruit or vegetables you have to make a healthy caterpillar. Use a bigger piece for the head, then make a repeating pattern for the body. Photos on Teams please



This Photo by Unknown Author is licensed under [CC BY-SA](#)



Wednesday

# Let's get moving!




This Photo by Unknown Author is licensed under [CC BY-NC-ND](https://creativecommons.org/licenses/by-nc-nd/4.0/)

# Phonics Time!

- Every day Read Write Inc post a video for a speed sounds lesson.
- Mrs Swarbrick's phonic group has completed set 1 sounds and working on blending sounds and segmenting.
- Mrs Jackson's phonic group is working on set 1 sounds.
- Mrs Hawkins and Mrs Gander's Group are working on set 1 sounds.
- Mrs Brimbles group are working on Nursery rhymes and listening skills.

# Snack time



Have some  
choosing  
time. You've  
earned it!



# Maths



[This Photo](#) by Unknown Author is licensed under [CC BY](#)

# Wednesday Maths

Mrs Swarbrick's Maths group <https://www.twinkl.co.uk/resource/t-n-572-the-very-hungry-caterpillar-addition-sheet>

Make a caterpillar with 5 circle body parts

Make a caterpillar using 10 circle body parts.

Make a caterpillar with 3 circle body parts

Select which one you think best challenges your child.

Photos to Teams please

# Topic work The Hungry Caterpillar Wednesday

What things did the Hungry Caterpillar have to eat, that you like too? Write or draw a list. Photos on Teams please.






Thursday

# Let's get moving!



This Photo by Unknown Author is licensed under [CC BY-NC-ND](https://creativecommons.org/licenses/by-nc-nd/4.0/)

# Snack time



# Phonics Time!

- Every day Read Write Inc post a video for a speed sounds lesson.
- Mrs Swarbrick's phonic group has completed set 1 sounds and working on blending sounds and segmenting. Write green words in book.
- Mrs Jackson's phonic group is working on set 1 sounds. Write the letter of the day in your book.
- Mrs Hawkins and Mrs Gander's Group are working on set 1 sounds. Write the letter of the day in your book.
- Mrs Brimble's group are working on Nursery rhymes and listening skills.

Have some  
choosing  
time. You've  
earned it!



# Maths



[This Photo](#) by Unknown Author is licensed under [CC BY](#)

# Thursday Maths

Find a dice. Roll it and count the spots.

Find a dice. Roll it and say what number you roll.

Find a dice. Roll it. Write the number down in your book and roll it again. Add the two numbers together.

Select which challenge you think best challenges your child.

Photos to Teams please

# Topic work The Hungry Caterpillar Thursday

Read or watch the story of The Hungry Caterpillar. Can you act out the different stages, the egg, the caterpillar eating and crawling. Spinning a cocoon and then emerging as a butterfly. How does each stage feel?



This Photo by Unknown Author is licensed under [CC BY-SA](#)



Friday

# Let's get moving!




This Photo by Unknown Author is licensed under [CC BY-NC-ND](https://creativecommons.org/licenses/by-nc-nd/4.0/)

# Phonics Time!

- Every day Read Write Inc post a video for a speed sounds lesson.
- Mrs Swarbrick's phonic group has completed set 1 sounds and working on blending sounds and segmenting. Write green words in book.
- Mrs Jackson's phonic group is working on set 1 sounds. Write the letter of the day in your book.
- Mrs Hawkins and Mrs Gander's Group are working on set 1 sounds. Write the letter of the day in your book.
- Mrs Brimble's group are working on Nursery rhymes and listening skills.

# Snack time



Have some  
choosing  
time. You've  
earned it!



# Maths



[This Photo](#) by Unknown Author is licensed under [CC BY](#)

# Friday Maths

- Look around your house for things with a two colour pattern on them. Stripey t shirts, or socks are often a good place to start.
- Make a collection of stripey patterns. Take photos on Teams please.

# Topic work The Hungry Caterpillar Friday

Butterfly symmetry painting. Fold a piece of paper in two. Draw half a butterfly on crease of paper. Ask child to paint on only one side then press together. A butterfly appears!



This Photo by Unknown Author is licensed under [CC BY-SA](#)

It's the weekend!  
Thank you for all your hard work!



[This Photo](#) by Unknown Author is licensed under [CC BY-SA-NC](#)