



All Saints Nursery

Home learning Summer Term
Week 2



Daily activities

- Get moving with Joe Wicks PE challenge on <https://www.thebodycoach.com/blog/pe-with-joe-1254.html> or cosmic kids yoga
- Ruth Miskin Read Write Inc speedy sounds (15 mins) https://www.youtube.com/channel/UCo7fbLgY2oA_cFCIlg9GdxtQ?fbclid=IwAR2zPh6Yahil_fOxLD_ikMQES-EWj_I_6L8MYTCYYUYMBv-1DePkw5_7--E
- Maths
- Reading <https://home.oxfordowl.co.uk/reading/>
- Writing
- Some choosing time/Free play

Suggested Timetable

9

9am Get moving with Joe Wicks



9.30 Ruth Miskin Read Write inc speedy sounds



Snacktime/choosing time



Maths activity (15mins)



Choosing time Play a board game or card game



Afternoon challenge set on Microsoft Teams Nursery page

Physical Activity Ideas

- Get moving! With a wake and a shake, these are some of the ways we get moving.
- Joe Wicks PE Workouts.
- Cosmic kids Yoga Cosmic Kids
- Go noodle favourite Meatball meatball banana
- Hop, skip, jump around your room or garden



Monday

Let's get moving!




This Photo by Unknown Author is licensed under [CC BY-NC-ND](https://creativecommons.org/licenses/by-nc-nd/4.0/)

Phonics Time!

- Every day Read Write Inc post a video for a speed sounds lesson.
- Mrs Swarbrick's phonic group has completed set 1 sounds and working on blending sounds and segmenting. Write green words in book.
- Mrs Jackson's phonic group is working on set 1 sounds. Write the letter of the day in your book.
- Mrs Hawkins and Mrs Gander's Group are working on set 1 sounds. Write the letter of the day in your book.
- Mrs Brimble's group are working on Nursery rhymes and listening skills.

Read or watch the
story
The Bad Tempered
Ladybird

<https://www.youtube.com/watch?v=pmmmdCoKZJaI>



This Photo by Unknown Author is licensed under [CC BY-NC-ND](https://creativecommons.org/licenses/by-nc-nd/4.0/)

Have some
choosing
time. You've
earned it!




Maths



[This Photo](#) by Unknown Author is licensed under [CC BY](#)

Numberblocks episode 2

<https://www.bbc.co.uk/iplayer/episode/b08bzgt8/numberblocks-series-1-two>



This Photo by Unknown Author is licensed under [CC BY-SA](https://creativecommons.org/licenses/by-sa/4.0/)

The Bad Tempered Ladybird Maths challenge

<https://www.twinkl.co.uk/resource/t-n-2074-number-bonds-to-ten-ladybird-playdough>



Topic work Ladybirds

- [Read or watch the story The Bad Tempered Ladybird](#)
- <https://www.youtube.com/watch?v=pmmdCoKZJaI>
- Tell us something that makes you grumpy. What do you feel better?





Tuesday

Tuesday

Let's get moving!



This Photo by Unknown Author is licensed under [CC BY-NC-ND](https://creativecommons.org/licenses/by-nc-nd/4.0/)

Phonics Time!

- Every day Read Write Inc post a video for a speed sounds lesson.
- Mrs Swarbrick's phonic group has completed set 1 sounds and working on blending sounds and segmenting. Write green words in book.
- Mrs Jackson's phonic group is working on set 1 sounds. Write the letter of the day in your book.
- Mrs Hawkins and Mrs Gander's Group are working on set 1 sounds. Write the letter of the day in your book.
- Mrs Brimble's group are working on Nursery rhymes and listening skills.

Snack and story time

<https://www.youtube.com/watch?v=Eu9mPX7DuLA>



Tuesday Maths



Maths Tuesday

Ask Mummy or Daddy to make or find a simple dot to dot picture. Using numbers 1 -10 or 1-20 . Starting at 1, draw along to the next number 2, then onto 3 and so on.

Topic work Ladybirds

Tuesday

- Using a roll or a biscuit can you cover it in jam or red icing. Then use raisins, chocolate buttons or fruit to make the spots on your edible ladybird.
- Please send photos to Teams to share with your friends.



Wednesday

Let's get moving!




This Photo by Unknown Author is licensed under [CC BY-NC-ND](https://creativecommons.org/licenses/by-nc-nd/4.0/)

Phonics Time!

- Every day Read Write Inc post a video for a speed sounds lesson.
- Mrs Swarbrick's phonic group has completed set 1 sounds and working on blending sounds and segmenting.
- Mrs Jackson's phonic group is working on set 1 sounds.
- Mrs Hawkins and Mrs Gander's Group are working on set 1 sounds.
- Mrs Brimbles group are working on Nursery rhymes and listening skills.

Snack time and story time

- [What the ladybird heard next](#)
- <https://www.youtube.com/watch?v=4OAzkkR4bTg>



Have some
choosing
time. You've
earned it!



Maths



[This Photo](#) by Unknown Author is licensed under [CC BY](#)

Wednesday Maths

<https://www.twinkl.co.uk/resource/t-n-4209-ladybird-spot-number-bonds-to-10-matching-activity>

- Make spots on a ladybird to make 3.
- Make spots on a ladybird to 8
- Make spots on a ladybird to 20.
- Choose which challenge is the right level for your child.

Topic work Wednesday

Make a ladybird by painting or drawing or sticking spots onto a red circle. You could use a plate, a piece of coloured paper, whatever you have to make the red body and whatever you want to make the spots. You can decide how many spots your ladybird will have. Please show photos in Teams.



Thursday

Let's get moving!




This Photo by Unknown Author is licensed under [CC BY-NC-ND](https://creativecommons.org/licenses/by-nc-nd/4.0/)

Phonics Time!

- Every day Read Write Inc post a video for a speed sounds lesson.
- Mrs Swarbrick's phonic group has completed set 1 sounds and working on blending sounds and segmenting. Write green words in book.
- Mrs Jackson's phonic group is working on set 1 sounds. Write the letter of the day in your book.
- Mrs Hawkins and Mrs Gander's Group are working on set 1 sounds. Write the letter of the day in your book.
- Mrs Brimble's group are working on Nursery rhymes and listening skills.

Snack and story time

- <https://www.youtube.com/watch?v=Adyr1MpwXSg>



This Photo by Unknown

Have some
choosing
time. You've
earned it!



Maths



[This Photo](#) by Unknown Author is licensed under [CC BY](#)

Thursday Maths

Find a dice. Have a look at each side. Can you find a side with one dot on it?

What other numbers can you see on the dice?

Is there a 10 dot number on a dice?

Draw a picture of your favourite dot number. Share it on Teams.

Topic work Ladybirds

Thursday

Watch Jess Minibeast adventures
ladybird

<https://www.youtube.com/watch?v=nl7KqpqoN9o>

Did you know the ladybird is a beetle?

Have a look in your garden or outside area, can you find a ladybird? If possible take a photo to share on Teams.



Friday

Let's get moving!



This Photo by Unknown Author is licensed under [CC BY-NC-ND](https://creativecommons.org/licenses/by-nc-nd/4.0/)

Phonics Time!

- Every day Read Write Inc post a video for a speed sounds lesson.
- Mrs Swarbrick's phonic group has completed set 1 sounds and working on blending sounds and segmenting. Write green words in book.
- Mrs Jackson's phonic group is working on set 1 sounds. Write the letter of the day in your book.
- Mrs Hawkins and Mrs Gander's Group are working on set 1 sounds. Write the letter of the day in your book.
- Mrs Brimble's group are working on Nursery rhymes and listening skills.

Snack and story time

- Lara the yellow ladybird

<https://www.youtube.com/watch?v=UfDzPgyQbls>



Have some
choosing
time. You've
earned it!



Maths



[This Photo](#) by Unknown Author is licensed under [CC BY](#)

Friday Maths

- Look around your house for things with spots on. In Mrs Swarbrick's house there are lots!
- Please share your dots and spots on Teams.

Topic work Friday

Draw a circle on paper or a paper plate. Ask a grown up to help you draw numbers 1 to 12 around the circle. This will make a clock face. Make two hands to go on the clock, one small and one big. If you have a Paper fastener attach it. If not, just lay the hands on the clock.

If you want to make 3 o'clock, put the small hand on the 3 and big hand at the top on the 12. The 12 number is the o'clock number. You can make any o'clock you want by moving the small hand round the clock.



It's the weekend!
Thank you for all your hard work!



[This Photo](#) by Unknown Author is licensed under [CC BY-SA-NC](#)